


simple 18 Galaxy

Single track sliding doors with top carriage system



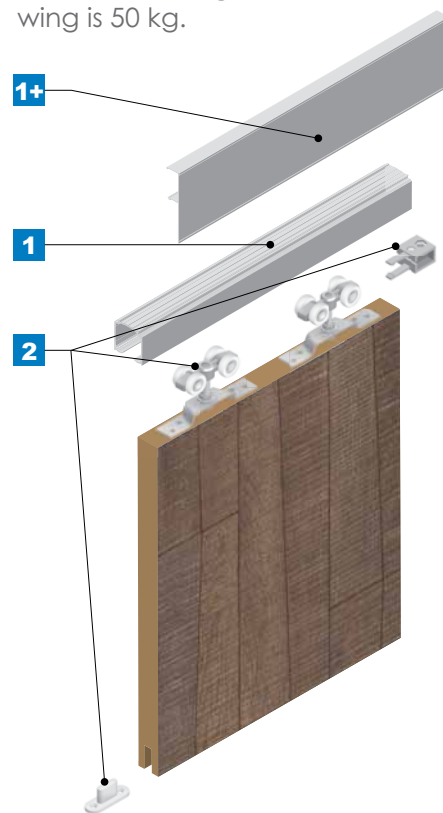
Simple 18 Galaxy is based on board construction. Designed for 18 - 22 mm fillings. The system comprises of top carriage and single top track Simple Galaxy. Carriage is based on the highest quality of ball bearings combined with special composites enabling a smooth and silent slide.

There is the choice of two types of top track: for ceiling or wall fixing with the help of our specially lengthened side wall.

System **Simple 18 Galaxy** owes its aesthetic appearance to masking profile Simple-Galaxy which hides the carriage system.


The stopper serves an important role - precisely positioning the door when open or closed.

Maximum weight for 1 door wing is 50 kg.

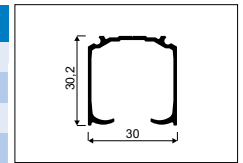


CONSTRUCTION	CARRIAGE SYSTEM		FILLING	LOAD	MAX. HANDLE LENGTH	MAX. TRACK LENGTH
BOARD	TOP	ball bearing carriage	Board 18 - 22 mm	50 kg	-	6.0 m
	BOTTOM	plastic guide				

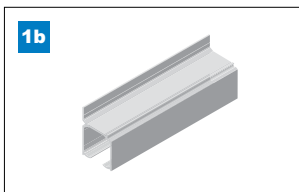
Top track **Galaxy** for ceiling fixing



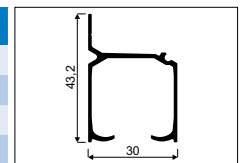
CODE	COLOUR	LENGTH (mm)	COLLECTIVE PACKAGING	PRICED PER	NET PRICE
50471	RAW	1500	12	ITEM	
50472	RAW	2000	12	ITEM	
50473	RAW	2500	12	ITEM	
50449	RAW	3000	12	ITEM	
50474	RAW	4000	12	ITEM	
50450	RAW	6000	12	ITEM	




Top track **Galaxy** for wall fixing



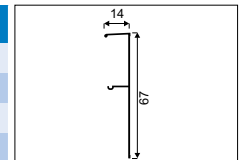
CODE	COLOUR	LENGTH (mm)	COLLECTIVE PACKAGING	PRICED PER	NET PRICE
50467	RAW	1500	12	ITEM	
50468	RAW	2000	12	ITEM	
50469	RAW	2500	12	ITEM	
50451	RAW	3000	12	ITEM	
50470	RAW	4000	12	ITEM	
50452	RAW	6000	12	ITEM	




Track **Galaxy** masking profile 67 mm



CODE	COLOUR	LENGTH (mm)	COLLECTIVE PACKAGING	PRICED PER	NET PRICE
03990	SILVER	1500	12	ITEM	
03984	LIGHT BROWN	1500	12	ITEM	
03991	SILVER	2000	12	ITEM	
03985	LIGHT BROWN	2000	12	ITEM	
03992	SILVER	2500	12	ITEM	
03986	LIGHT BROWN	2500	12	ITEM	
03993	SILVER	3000	12	ITEM	
03987	LIGHT BROWN	3000	12	ITEM	
03994	SILVER	4000	12	ITEM	
03988	LIGHT BROWN	4000	12	ITEM	
03995	SILVER	6000	12	ITEM	
03989	LIGHT BROWN	6000	12	ITEM	



Set for pathway doors **ZPI-18 Inter/Galaxy**



CODE	COLLECTIVE PACKAGING	PRICED PER	NET PRICE
10165	20	ITEM	

i Set components

NAME	SET QUANTITY
carriage for pathway doors SIMPLE 18	2 pcs
stopper	2 pcs
plastic guide	1 pc.
fixing screw M6 x 25	2 pcs
regulating screw M5 x 12	2 pcs
screw ø4 x 20	8 pcs