

Sliding door systems

| | |
|---------------------------------------|-----|
| simple 10 Frame..... | 002 |
| Assembly instructions - FALA..... | 006 |
| Assembly instructions - POLO..... | 008 |
| simple 18 Frame..... | 010 |
| Assembly instructions - LIBRA..... | 014 |
| simple 18 Board..... | 016 |
| Assembly instructions - FIESTA..... | 022 |
| Assembly instructions - FOCUS..... | 024 |
| Assembly instructions - FOCUS II..... | 026 |
| Assembly instructions - LIBRA..... | 028 |
| simple Start..... | 030 |
| Assembly instructions - START..... | 032 |

Pathway door systems

| | |
|-------------------------------------|-----|
| simple 18 Inter..... | 034 |
| Assembly instructions - INTER..... | 036 |
| simple 18 Galaxy..... | 038 |
| Assembly instructions - GALAXY..... | 040 |

| | |
|----------------|-----|
| Drill jig..... | 042 |
|----------------|-----|

| | |
|----------------------------|-----|
| Additional components..... | 043 |
|----------------------------|-----|

simple 10 Frame

Twin track sliding doors
with bottom carriage system

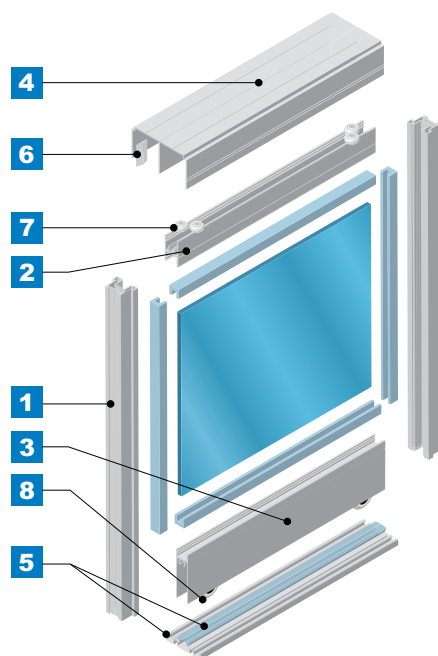


This system is based on a frame construction and is designed for 10 mm board, 4.5 mm glass or 4 mm mirror fillings.

It utilises 2 different handle lines - **FALA** and **POLO**, available in silver and light brown.

The innovative solution here is the fact that the top horizontal profile **SIMPLE 10** is also used as the midrail. This lowers costs without compromising the high quality of the build.


Thanks to the usage of our **narrow SIMPLE tracks** the distance between the door wings is reduced, which means that the space taken up by the system is minimal.



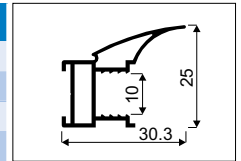
| CONSTRUCTION | CARRIAGE SYSTEM | | FILLING | LOAD | MAX. HANDLE LENGTH | MAX. TRACK LENGTH |
|--------------|-----------------|-----------------------|--|-------|--------------------|-------------------|
| FRAME | TOP | sliding guide | Board 10 mm or glass 4.5 mm or mirror 4 mm | 35 kg | 2.7 m | 6 m |
| | BOTTOM | ball bearing carriage | | | | |

Handle **FALA**

BOARD 10 mm GLASS 4.5 mm MIRROR 4 mm

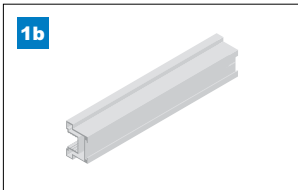


| CODE | COLOUR | LENGTH (mm) | COLLECTIVE PACKAGING | PRICED PER | NET PRICE |
|-------|-------------|-------------|----------------------|------------|-----------|
| 03806 | SILVER | 2500 | 40 | ITEM | |
| 03805 | LIGHT BROWN | 2500 | 40 | ITEM | |
| 03434 | SILVER | 2700 | 40 | ITEM | |
| 03578 | LIGHT BROWN | 2700 | 40 | ITEM | |

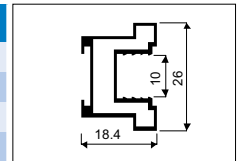


Handle **POLO**

BOARD 10 mm GLASS 4.5 mm MIRROR 4 mm




| CODE | COLOUR | LENGTH (mm) | COLLECTIVE PACKAGING | PRICED PER | NET PRICE |
|-------|-------------|-------------|----------------------|------------|-----------|
| 03810 | SILVER | 2500 | 40 | ITEM | |
| 03809 | LIGHT BROWN | 2500 | 40 | ITEM | |
| 03433 | SILVER | 2700 | 40 | ITEM | |
| 03579 | LIGHT BROWN | 2700 | 40 | ITEM | |

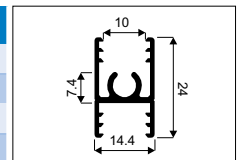


Top horizontal profile/ **SIMPLE 10** midrail

BOARD 10 mm GLASS 4.5 mm MIRROR 4 mm




| CODE | COLOUR | LENGTH (mm) | COLLECTIVE PACKAGING | PRICED PER | NET PRICE |
|-------|-------------|-------------|----------------------|------------|-----------|
| 03755 | SILVER | 1500 | 24 | ITEM | |
| 03758 | LIGHT BROWN | 1500 | 24 | ITEM | |
| 03756 | SILVER | 2000 | 24 | ITEM | |
| 03759 | LIGHT BROWN | 2000 | 24 | ITEM | |
| 03757 | SILVER | 2500 | 24 | ITEM | |
| 03760 | LIGHT BROWN | 2500 | 24 | ITEM | |
| 03580 | SILVER | 3000 | 24 | ITEM | |
| 03581 | LIGHT BROWN | 3000 | 24 | ITEM | |

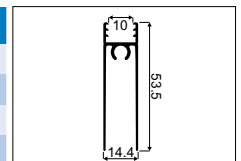


Bottom horizontal profile **SIMPLE 10**


BOARD 10 mm GLASS 4.5 mm MIRROR 4 mm



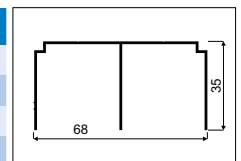
| CODE | COLOUR | LENGTH (mm) | COLLECTIVE PACKAGING | PRICED PER | NET PRICE |
|-------|-------------|-------------|----------------------|------------|-----------|
| 03746 | SILVER | 1500 | 12 | ITEM | |
| 03751 | LIGHT BROWN | 1500 | 12 | ITEM | |
| 03747 | SILVER | 2000 | 12 | ITEM | |
| 03752 | LIGHT BROWN | 2000 | 12 | ITEM | |
| 03748 | SILVER | 2500 | 12 | ITEM | |
| 03753 | LIGHT BROWN | 2500 | 12 | ITEM | |
| 03582 | SILVER | 3000 | 12 | ITEM | |
| 03583 | LIGHT BROWN | 3000 | 12 | ITEM | |



Top track **SIMPLE**



| CODE | COLOUR | LENGTH (mm) | COLLECTIVE PACKAGING | PRICED PER | NET PRICE |
|-------|-------------|-------------|----------------------|------------|-----------|
| 03715 | SILVER | 1500 | 12 | ITEM | |
| 03716 | LIGHT BROWN | 1500 | 12 | ITEM | |
| 03714 | SILVER | 2000 | 12 | ITEM | |
| 03713 | LIGHT BROWN | 2000 | 12 | ITEM | |
| 03726 | SILVER | 2500 | 12 | ITEM | |
| 03723 | LIGHT BROWN | 2500 | 12 | ITEM | |
| 03400 | SILVER | 3000 | 12 | ITEM | |
| 03718 | LIGHT BROWN | 3000 | 12 | ITEM | |
| 03727 | SILVER | 4000 | 12 | ITEM | |
| 03724 | LIGHT BROWN | 4000 | 12 | ITEM | |
| 03469 | SILVER | 6000 | 12 | ITEM | |
| 03584 | LIGHT BROWN | 6000 | 12 | ITEM | |

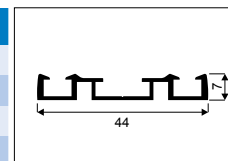


simple 10 Frame


Bottom track **SIMPLE**



| CODE | COLOUR | LENGTH (mm) | COLLECTIVE PACKAGING | PRICED PER | NET PRICE |
|-------|-------------|-------------|----------------------|------------|-----------|
| 03712 | SILVER | 1500 | 12 | ITEM | |
| 03711 | LIGHT BROWN | 1500 | 12 | ITEM | |
| 03710 | SILVER | 2000 | 12 | ITEM | |
| 03709 | LIGHT BROWN | 2000 | 12 | ITEM | |
| 03728 | SILVER | 2500 | 12 | ITEM | |
| 03722 | LIGHT BROWN | 2500 | 12 | ITEM | |
| 03427 | SILVER | 3000 | 12 | ITEM | |
| 03717 | LIGHT BROWN | 3000 | 12 | ITEM | |
| 03729 | SILVER | 4000 | 12 | ITEM | |
| 03725 | LIGHT BROWN | 4000 | 12 | ITEM | |
| 03470 | SILVER | 6000 | 12 | ITEM | |
| 03589 | LIGHT BROWN | 6000 | 12 | ITEM | |



Rubber finishing profile for bottom track



| CODE | COLOUR | LENGTH (mm) | COLLECTIVE PACKAGING | PRICED PER | NET PRICE |
|-------|--------|-------------|----------------------|---------------|-----------|
| 20233 | - | - | 50 | RUNNING METRE | |

Top carriage positioner

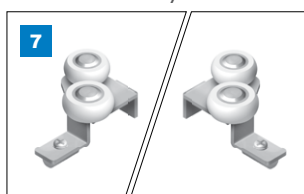
i Collective package contains 100 positioners.



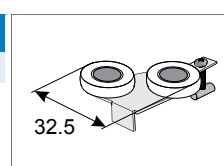
| CODE | COLLECTIVE PACKAGING | PRICED PER | NET PRICE |
|-------|----------------------|--------------------|-----------|
| 20240 | 1 | COLLECTIVE PACKAGE | |

Guiding carriage **SIMPLE 10** non-symmetric

i For handle FALA. Offer comprises of left and right carriage.

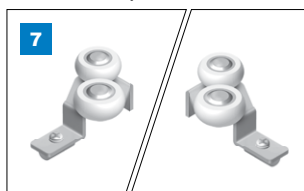


| CODE | COLLECTIVE PACKAGING | PRICED PER | NET PRICE |
|-------|----------------------|------------|-----------|
| 10136 | 200 | ITEM | |

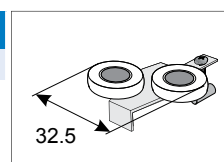


Guiding carriage **SIMPLE 10** symmetric

i For handle POLO. Offer comprises of left and right carriage.



| CODE | COLLECTIVE PACKAGING | PRICED PER | NET PRICE |
|-------|----------------------|------------|-----------|
| 10137 | 200 | ITEM | |




Bottom carriage **SIMPLE 10V**

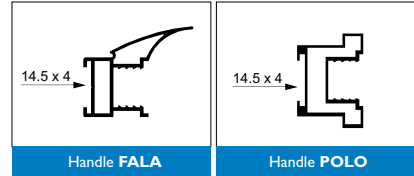


| CODE | COLLECTIVE PACKAGING | PRICED PER | NET PRICE |
|-------|----------------------|------------|-----------|
| 10139 | 200 | ITEM | |

TEXTILE DOOR BRUSH



| CODE | NAME | A (mm) | B (mm) | INSTALLATION | COLLECTIVE PACKAGING | PRICED PER | NET PRICE |
|-------|--------------------|--------|--------|--------------|----------------------|---------------------------|-----------|
| 20094 | TEXTILE DOOR BRUSH | 14.5 | 4 | INSERTED | 200 | RUNNING METRE | |
| 20224 | TEXTILE DOOR BRUSH | 14.5 | 4 | INSERTED | 10 | COLLECTIVE PACKAGE (50 m) | |



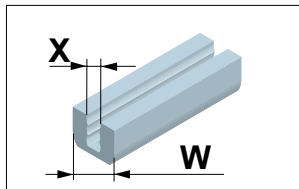
Screws **UNIX** and **SELF-TAPPING** screw

i Collective package contains 100 screws.

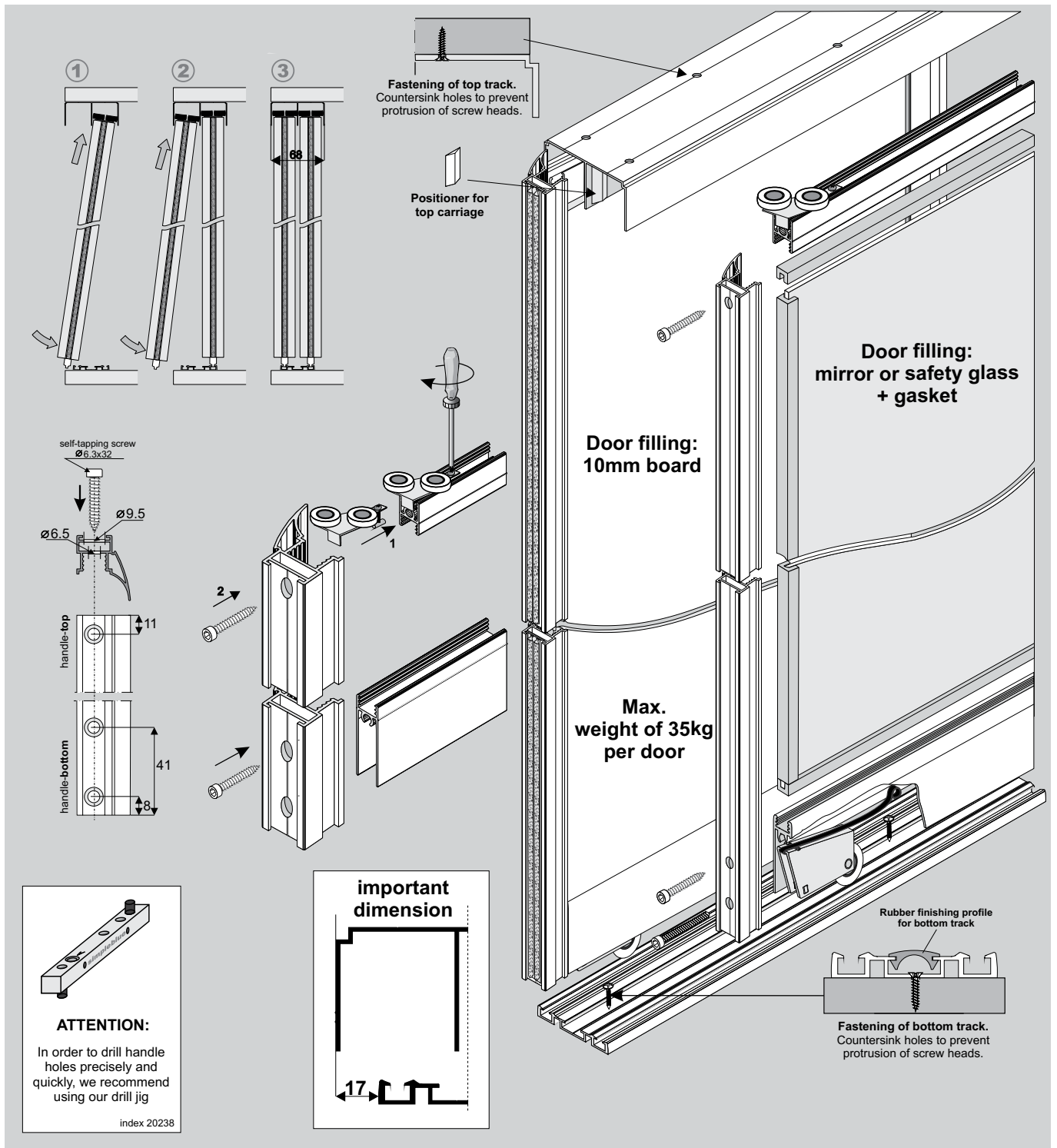


| CODE | NAME | DIMENSIONS (mm) | COLLECTIVE PACKAGING | PRICED PER | NET PRICE |
|-------|------------------------|-----------------|----------------------|--------------------|-----------|
| 20107 | COUNTERSUNK SCREW UNIX | 3 x 13 | 100 | COLLECTIVE PACKAGE | |
| 20001 | SELF-TAPPING SCREW | 6.3 x 32 | 2000 | ITEM | |

GASKET



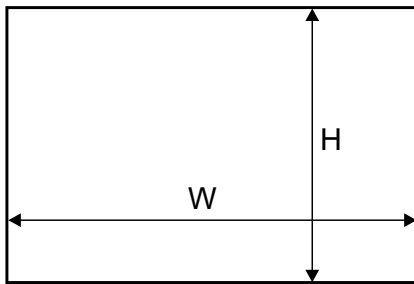
| CODE | X (mm) | W (mm) | COLLECTIVE PACKAGING | PRICED PER | NET PRICE |
|-------|--------|--------|----------------------|---------------|-----------|
| 20031 | 4 | 10 | 100 | RUNNING METRE | |
| 20032 | 4.5 | 10 | 100 | RUNNING METRE | |



COMPONENTS

| | | | | | |
|---|---|--|---|--|--|
| <p>Handle Fala</p> <p>textile door stop, inserted 14.5mm x 4mm</p> <p>Length: 2.7 m</p> | <p>Top track Simple</p> <p>68 mm</p> <p>Length: 1.5 m, 2.0 m, 2.5 m, 3.0 m, 4.0 m, 6.0 m</p> | <p>Bottom track Simple</p> <p>44 mm</p> <p>Length: 1.5 m, 2.0 m, 2.5 m, 3.0 m, 4.0 m, 6.0 m</p> | <p>Rubber finishing profile for bottom track</p> <p>Length: 50 m</p> | <p>Gasket 4 mm</p> <p>4</p> <p>10</p> | <p>Gasket 4.5 mm</p> <p>4.5</p> <p>10</p> |
| <p>Top horizontal profile/ SIMPLE 10 midrail</p> <p>Length: 1.5 m, 2.0 m, 2.5 m, 3.0 m</p> | <p>Bottom horizontal profile Simple 10</p> <p>Length: 1.5 m, 2.0 m, 2.5 m, 3.0 m</p> | <p>Bottom carriage Simple 10 V</p> | <p>Guiding carriage Simple 10 non-symmetric</p> | <p>Self-tapping screw Ø 6.3x32</p> | |

Dimensions of opening



handle length = door height

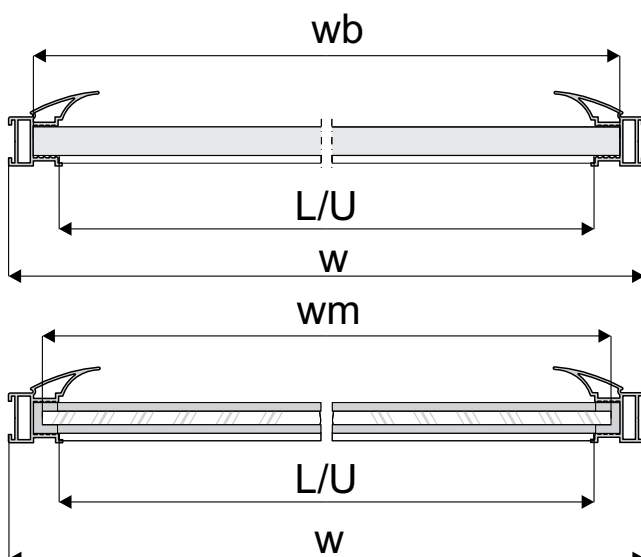
door filling - # 10 mm board, # 4 mm mirror
or # 4.5 mm safety glass

| | | |
|---------------------------------|------|--------------------------------|
| door height | - h | $h = H - 32 \text{ mm}$ |
| board height | - hb | $hb = h - 65 \text{ mm}$ |
| door width | - w | $w = (W - 3\text{mm} + Z) : N$ |
| board width | - wb | $wb = d - 17 \text{ mm}$ |
| horizontal profile length | - L | $L = U = w - 33.2 \text{ mm}$ |
| upper horizontal profile length | - U | |
| mirror height | - hm | $hm = hb$ |
| mirror width | - wm | $wm = wb - 4 \text{ mm}$ |

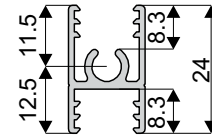
| | | | |
|-----------------|-----|-------|-------|
| number of doors | - N | 2 | 3 |
| total overlap | - Z | 30 mm | 60 mm |

visual design - 4 wings

| | |
|--|------------------------|
| | $w = (W + 87) : 4$ |
| | $w = (W : 2 + 27) : 2$ |

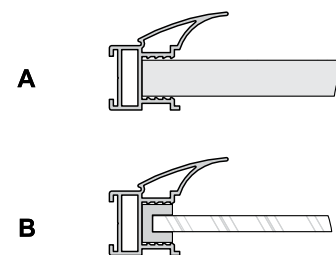


Dimensions helpful during installation of horizontal mid-rails in Simple 10 Frame systems

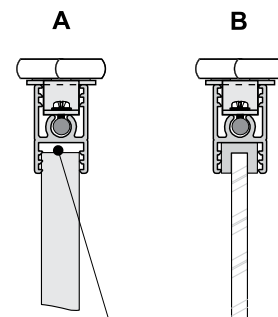


Installation method for fitting 10mm board (diag.A) and 4mm mirror or glass (diag.B)

- with handle

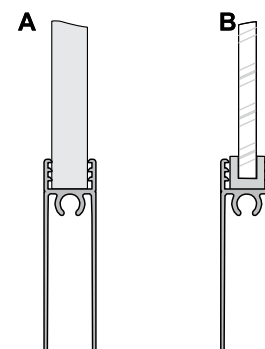


- with top horizontal profile



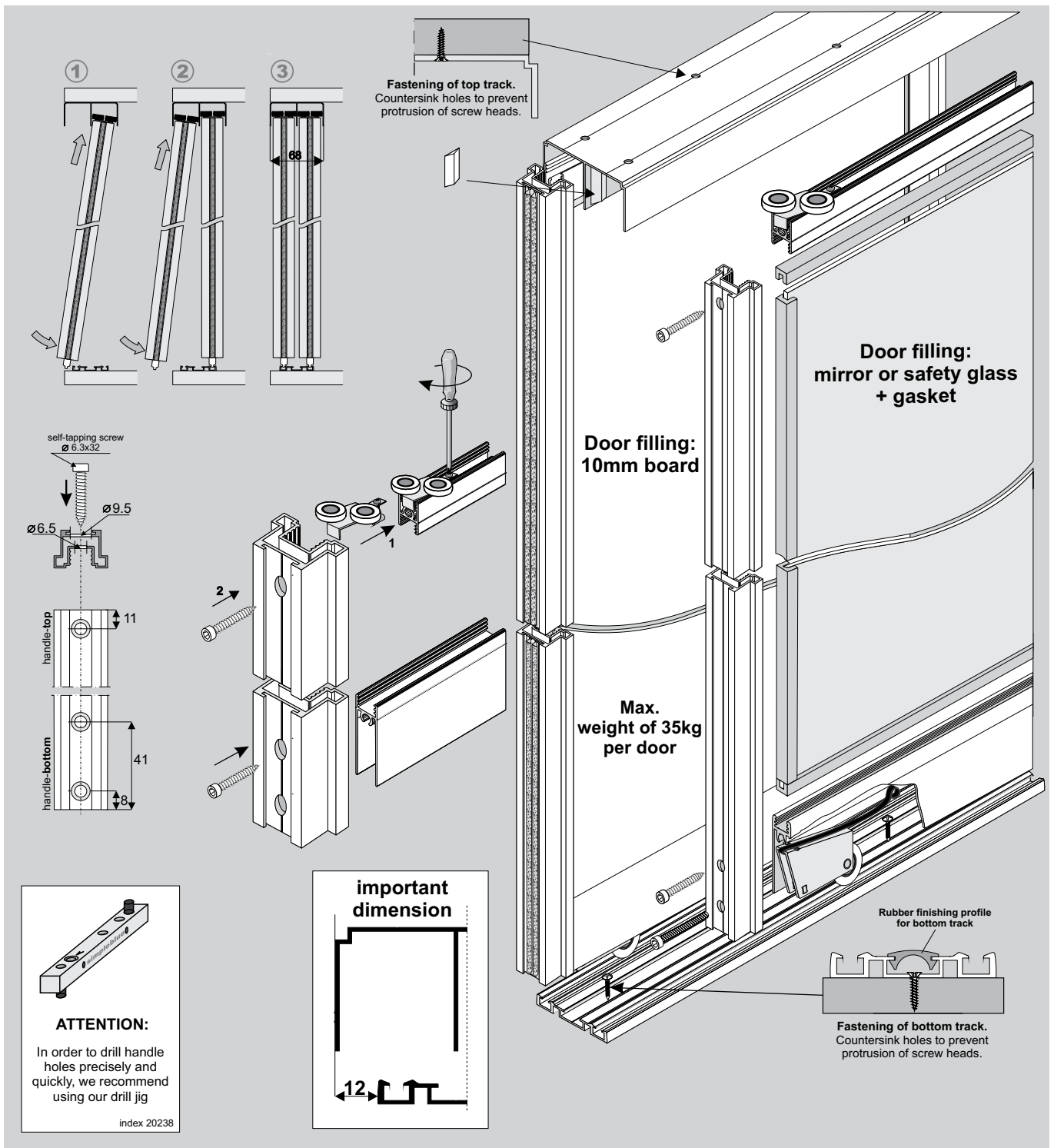
Expansion gap taken into account when calculating the height of chipboard

- with bottom horizontal profile

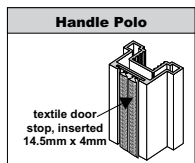


ATTENTION!

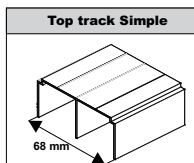
Mirror (4mm) should be used with a safety backing film. Safety glass (4.5mm) comprises of two thin layers with a film in-between. Both mirror and glass need fitting gasket.



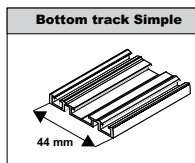
COMPONENTS



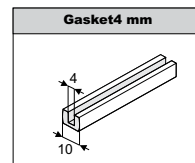

Length: 2,5 m, 2,7 m



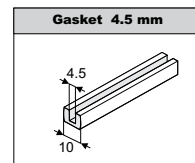
Length: 1,5 m, 2,0 m, 2,5 m, 3,0 m, 4,0 m, 6,0 m



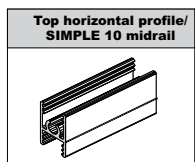
Length: 1,5 m, 2,0 m, 2,5 m, 3,0 m, 4,0 m, 6,0 m



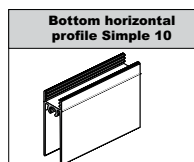
Length: 50 m



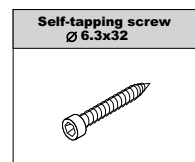
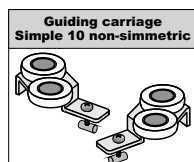
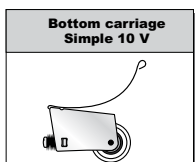
Length: 50 m



Length: 1,5 m, 2,0 m, 2,5 m, 3,0 m

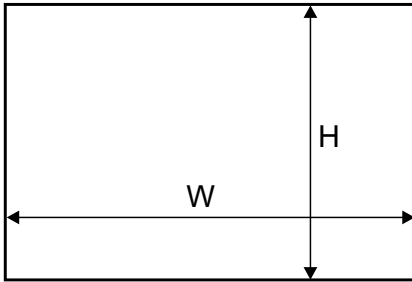


Length: 1,5 m, 2,0 m, 2,5 m, 3,0 m



Length: 50 m

Dimensions of opening



handle length = door height

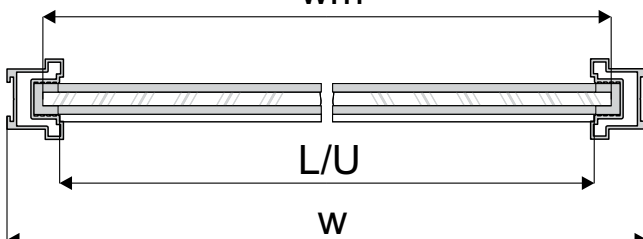
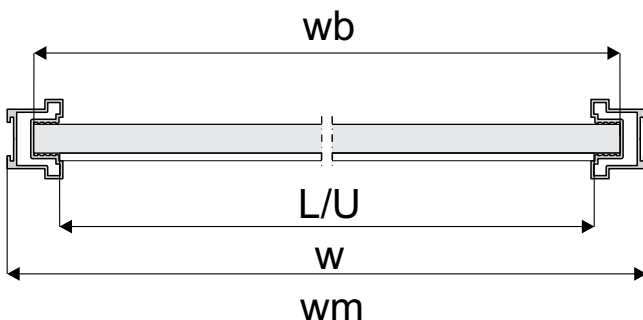
door filling - # 10 mm board, # 4 mm mirror or # 4.5 mm safety glass

| | | |
|---------------------------------|------|--------------------------------|
| door height | - h | $h = H - 32 \text{ mm}$ |
| board height | - hb | $hb = h - 65 \text{ mm}$ |
| door width | - w | $w = (W - 3\text{mm} + Z) : N$ |
| board width | - wb | $wb = d - 18 \text{ mm}$ |
| horizontal profile length | - L | $L = U = w - 34.2 \text{ mm}$ |
| upper horizontal profile length | - U | |
| mirror height | - hm | $hm = hb$ |
| mirror width | - wm | $wm = wb - 4 \text{ mm}$ |

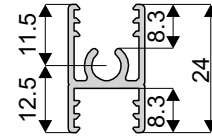
| | | | |
|-----------------|-----|-------|-------|
| number of doors | - N | 2 | 3 |
| total overlap | - Z | 18 mm | 37 mm |

visual design - 4 wings

| | |
|--|------------------------|
| | $w = (W + 55) : 4$ |
| | $w = (W : 2 + 15) : 2$ |

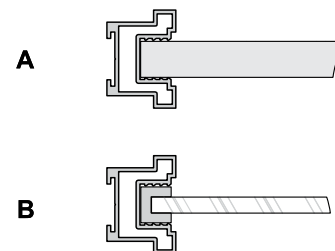


Dimensions helpful during installation of horizontal mid-rails in Simple 10 Frame systems

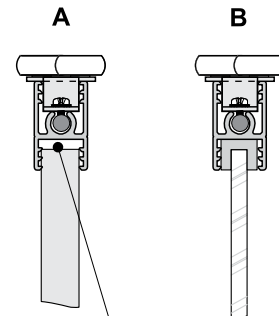


Installation method for fitting 10mm board (diag.A) and 4mm mirror or glass (diag.B)

- with handle

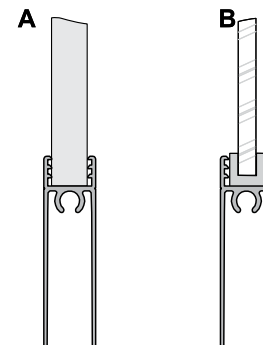


- with top horizontal profile



Expansion gap taken into account when calculating the height of chipboard

- with bottom horizontal profile



ATTENTION!

Mirror (4mm) should be used with a safety backing film. Safety glass (4.5mm) comprises of two thin layers with a film in-between. Both mirror and glass need fitting gasket.

simple 18 Frame

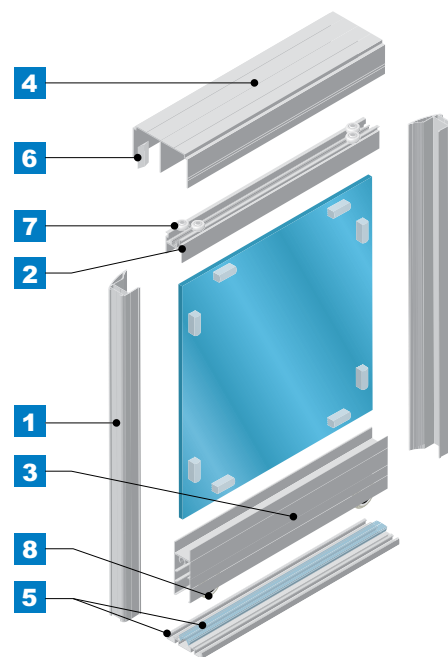
Twin track sliding doors
with bottom carriage system



Frame construction designed for 18 mm fillings. Fastening blocks make it fast and easy to fit and secure 4 mm - 4.5 mm glass fillings.

The utilisation of **H25 & H31** SIMPLE midrails allows the easy creation of doors combining both 18 mm board and 4 mm - 4.5 mm glass fillings. The ability to securely screw H31 midrails to the handle profile additionally increases door rigidity.


Thanks to the use of **narrow tracks**, bottom track (44 mm) and top track Simple (68 mm), the distance between the door wings is reduced, which means that the space taken up by the system is minimal. Our new handle **Libra** is dedicated for this system, available in silver and light brown.



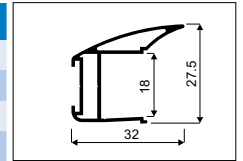
| CONSTRUCTION | CARRIAGE SYSTEM | | FILLING | LOAD | MAX. HANDLE LENGTH | MAX. TRACK LENGTH |
|--------------|-----------------|-----------------------|--|-------|--------------------|-------------------|
| FRAME | TOP | sliding guide | Board 18 mm or glass 4.5 mm or mirror 4 mm | 35 kg | 2.7 m | 6 m |
| | BOTTOM | ball bearing carriage | | | | |

Handle LIBRA

BOARD 18 mm GLASS 4.5 mm MIRROR 4 mm




| CODE | COLOUR | LENGTH (mm) | COLLECTIVE PACKAGING | PRICED PER | NET PRICE |
|-------|-------------|-------------|----------------------|------------|-----------|
| 03808 | SILVER | 2500 | 20 | ITEM | |
| 03807 | LIGHT BROWN | 2500 | 20 | ITEM | |
| 03446 | SILVER | 2700 | 20 | ITEM | |
| 03506 | LIGHT BROWN | 2700 | 20 | ITEM | |

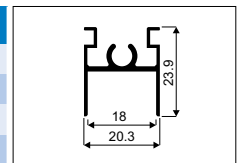


Top horizontal profile SIMPLE Frame

BOARD 18 mm GLASS 4.5 mm MIRROR 4 mm




| CODE | COLOUR | LENGTH (mm) | COLLECTIVE PACKAGING | PRICED PER | NET PRICE |
|-------|-------------|-------------|----------------------|------------|-----------|
| 03762 | SILVER | 1500 | 24 | ITEM | |
| 03761 | LIGHT BROWN | 1500 | 24 | ITEM | |
| 03764 | SILVER | 2000 | 24 | ITEM | |
| 03763 | LIGHT BROWN | 2000 | 24 | ITEM | |
| 03766 | SILVER | 2500 | 24 | ITEM | |
| 03765 | LIGHT BROWN | 2500 | 24 | ITEM | |
| 03592 | SILVER | 3000 | 24 | ITEM | |
| 03593 | LIGHT BROWN | 3000 | 24 | ITEM | |

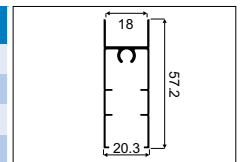


Bottom horizontal profile SIMPLE Frame


BOARD 18 mm GLASS 4.5 mm MIRROR 4 mm



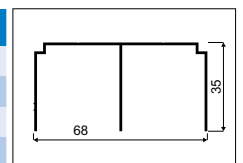
| CODE | COLOUR | LENGTH (mm) | COLLECTIVE PACKAGING | PRICED PER | NET PRICE |
|-------|-------------|-------------|----------------------|------------|-----------|
| 03736 | SILVER | 1500 | 12 | ITEM | |
| 03741 | LIGHT BROWN | 1500 | 12 | ITEM | |
| 03735 | SILVER | 2000 | 12 | ITEM | |
| 03742 | LIGHT BROWN | 2000 | 12 | ITEM | |
| 03738 | SILVER | 2500 | 12 | ITEM | |
| 03743 | LIGHT BROWN | 2500 | 12 | ITEM | |
| 03790 | SILVER | 3000 | 12 | ITEM | |
| 03591 | LIGHT BROWN | 3000 | 12 | ITEM | |



Top track SIMPLE




| CODE | COLOUR | LENGTH (mm) | COLLECTIVE PACKAGING | PRICED PER | NET PRICE |
|-------|-------------|-------------|----------------------|------------|-----------|
| 03715 | SILVER | 1500 | 12 | ITEM | |
| 03716 | LIGHT BROWN | 1500 | 12 | ITEM | |
| 03714 | SILVER | 2000 | 12 | ITEM | |
| 03713 | LIGHT BROWN | 2000 | 12 | ITEM | |
| 03726 | SILVER | 2500 | 12 | ITEM | |
| 03723 | LIGHT BROWN | 2500 | 12 | ITEM | |
| 03400 | SILVER | 3000 | 12 | ITEM | |
| 03718 | LIGHT BROWN | 3000 | 12 | ITEM | |
| 03727 | SILVER | 4000 | 12 | ITEM | |
| 03724 | LIGHT BROWN | 4000 | 12 | ITEM | |
| 03469 | SILVER | 6000 | 12 | ITEM | |
| 03584 | LIGHT BROWN | 6000 | 12 | ITEM | |

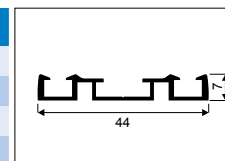


simple 18 Frame


Bottom track **SIMPLE**



| CODE | COLOUR | LENGTH (mm) | COLLECTIVE PACKAGING | PRICED PER | NET PRICE |
|-------|-------------|-------------|----------------------|------------|-----------|
| 03712 | SILVER | 1500 | 12 | ITEM | |
| 03711 | LIGHT BROWN | 1500 | 12 | ITEM. | |
| 03710 | SILVER | 2000 | 12 | ITEM. | |
| 03709 | LIGHT BROWN | 2000 | 12 | ITEM. | |
| 03728 | SILVER | 2500 | 12 | ITEM. | |
| 03722 | LIGHT BROWN | 2500 | 12 | ITEM. | |
| 03427 | SILVER | 3000 | 12 | ITEM. | |
| 03717 | LIGHT BROWN | 3000 | 12 | ITEM. | |
| 03729 | SILVER | 4000 | 12 | ITEM. | |
| 03725 | LIGHT BROWN | 4000 | 12 | ITEM. | |
| 03470 | SILVER | 6000 | 12 | ITEM. | |
| 03589 | LIGHT BROWN | 6000 | 12 | ITEM. | |




Rubber finishing profile for bottom track



| CODE | COLOUR | LENGTH (mm) | COLLECTIVE PACKAGING | PRICED PER | NET PRICE |
|-------|--------|-------------|----------------------|---------------|-----------|
| 20193 | - | - | 50 | RUNNING METRE | |

Top carriage positioner

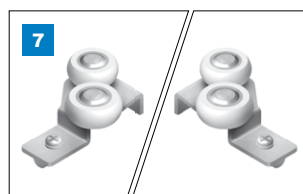
i Collective package contains 100 positioners.



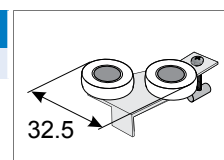
| CODE | COLLECTIVE PACKAGING | PRICED PER | NET PRICE |
|-------|----------------------|--------------------|-----------|
| 20240 | 1 | COLLECTIVE PACKAGE | |

Guiding carriage **SIMPLE 18 - Frame**

i Offer comprises of left and right carriage.



| CODE | COLLECTIVE PACKAGING | PRICED PER | NET PRICE |
|-------|----------------------|------------|-----------|
| 10156 | 200 | ITEM | |




Bottom carriage **SIMPLE 10V**



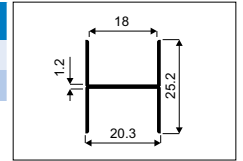
| CODE | COLLECTIVE PACKAGING | PRICED PER | NET PRICE |
|-------|----------------------|------------|-----------|
| 10139 | 200 | ITEM | |

H25 SIMPLE Midrail

BOARD 18 mm GLASS 4,5 mm MIRROR 4 mm




| CODE | COLOUR | LENGTH (mm) | COLLECTIVE PACKAGING | PRICED PER | NET PRICE |
|-------|-------------|-------------|----------------------|------------|-----------|
| 03444 | SILVER | 3000 | 30 | ITEM | |
| 03594 | LIGHT BROWN | 3000 | 30 | ITEM | |

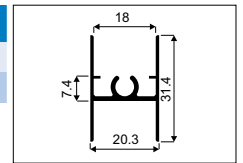


H31 SIMPLE Midrail


BOARD 18 mm GLASS 4,5 mm MIRROR 4 mm



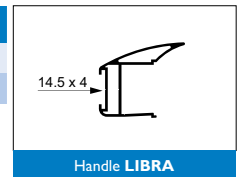
| CODE | COLOUR | LENGTH (mm) | COLLECTIVE PACKAGING | PRICED PER | NET PRICE |
|-------|-------------|-------------|----------------------|------------|-----------|
| 03445 | SILVER | 3000 | 30 | ITEM | |
| 03595 | LIGHT BROWN | 3000 | 30 | ITEM | |



TEXTILE DOOR BRUSH




| CODE | NAME | A (mm) | B (mm) | INSTALLATION | COLLECTIVE PACKAGING | PRICED PER | NET PRICE |
|-------|--------------------|--------|--------|--------------|----------------------|----------------------------|-----------|
| 20094 | TEXTILE DOOR BRUSH | 14.5 | 4 | INSERTED | 200 | RUNNING METRE | |
| 20224 | TEXTILE DOOR BRUSH | 14.5 | 4 | INSERTED | 10 | COLLECTIVE PACKAGE (50 mm) | |



Screws **UNIX** and **SELF-TAPPING** screw

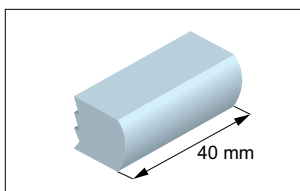
i Collective package contains 100 screws.



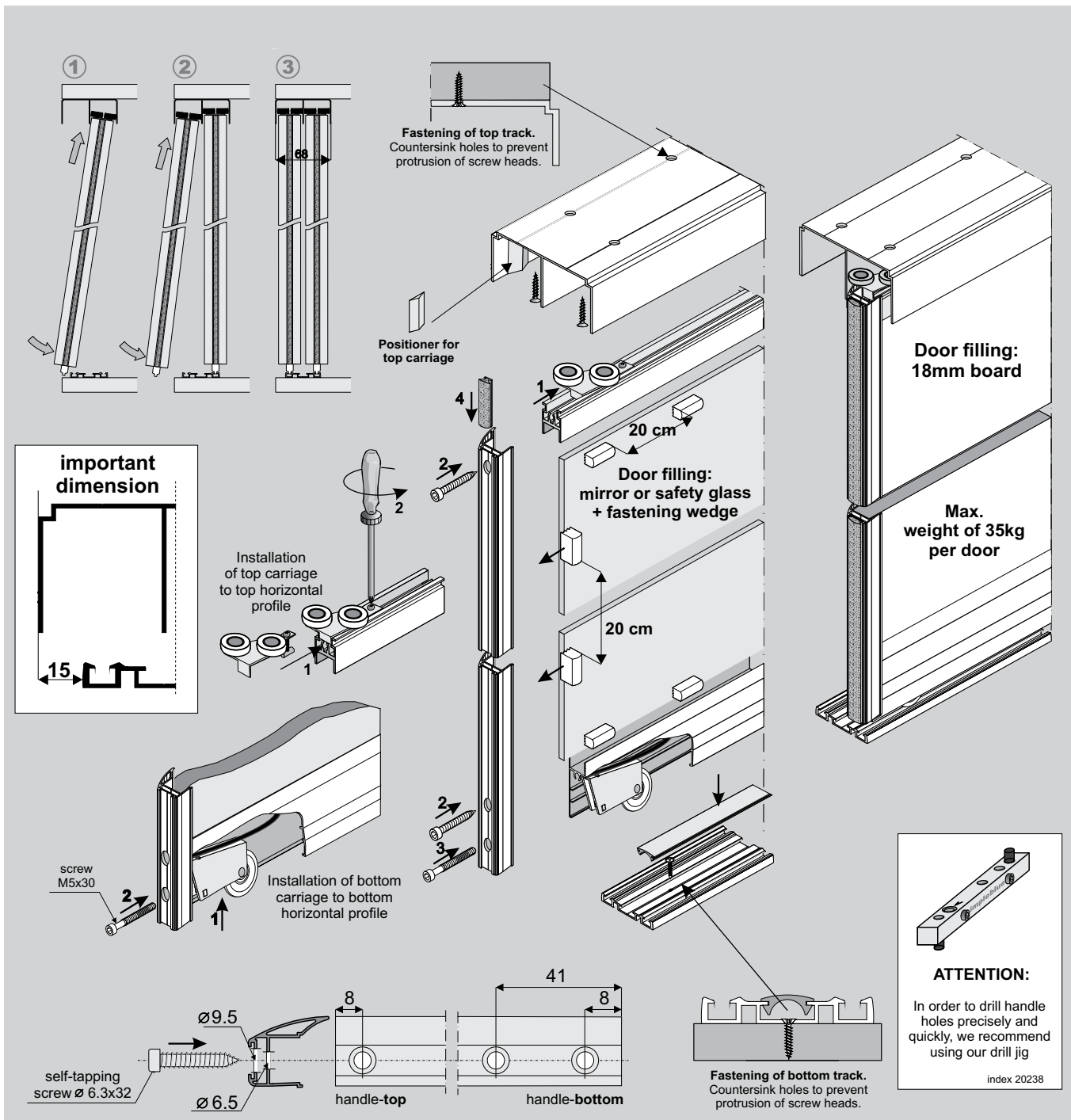
| CODE | NAME | DIMENSIONS (mm) | COLLECTIVE PACKAGING | PRICED PER | NET PRICE |
|-------|------------------------|-----------------|----------------------|--------------------|-----------|
| 20107 | COUNTERSUNK SCREW UNIX | 3 x 13 | 100 | COLLECTIVE PACKAGE | |
| 20001 | SELF-TAPPING SCREW | 6.3 x 32 | 2000 | ITEM | |

Fastening block for glass **SIMPLE** Frame

i Collective package contains 40 fastening blocks.



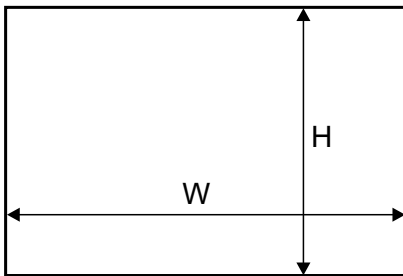
| CODE | COLLECTIVE PACKAGING | PRICED PER | NET PRICE |
|-------|----------------------|--------------------|-----------|
| 20234 | 1 | COLLECTIVE PACKAGE | |



COMPONENTS

| | | | | | |
|--|---|--|---|---|--|
| <p>Handle Libra</p> <p>textile door stop, inserted 14.5mm x 4mm</p> <p>Length: 2.5 m, 2.7 m</p> | <p>Top track Simple</p> <p>68 mm</p> <p>Length: 1.5 m, 2.0 m, 2.5 m, 3.0 m, 4.0 m, 6.0 m</p> | <p>Bottom track Simple</p> <p>44 mm</p> <p>Length: 1.5 m, 2.0 m, 2.5 m, 3.0 m, 4.0 m, 6.0 m</p> | <p>Rubber finishing profile for bottom track</p> <p>Length: 50 m</p> | <p>H31/18 Simple midrail</p> <p>Length: 3.0 m</p> | <p>H25/18 Simple midrail</p> <p>Length: 3.0 m</p> |
| <p>Top horizontal profile Simple-Frame</p> <p>Length: 1.5 m, 2.0 m, 2.5 m, 3.0 m</p> | <p>Bottom horizontal profile Simple-Frame</p> <p>Length: 1.5 m, 2.0 m, 2.5 m, 3.0 m</p> | <p>Guiding carriage Simple18 Frame</p> | <p>Bottom carriage Simple 10V</p> | <p>Self-tapping screw $\varnothing 6.3 \times 32$</p> | <p>Fastening wedge for glass Simple-Frame</p> |

Dimensions of opening

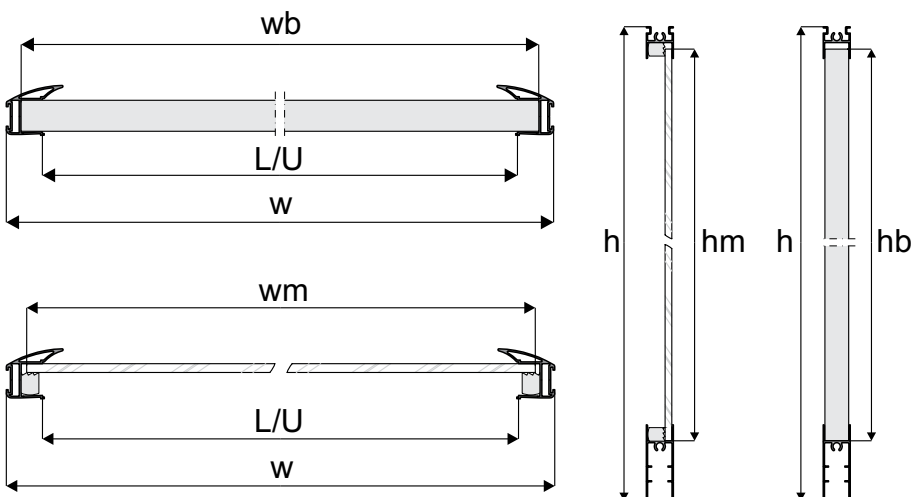


door filling - 18mm board

| | | |
|--|------|----------------------------------|
| door height | - h | $h = H - 33 \text{ mm}$ |
| board height | - hb | $hb = h - 61 \text{ mm}$ |
| door width | - w | $w = (W - 3 \text{ mm} + Z) : N$ |
| board width | - wb | $wb = w - 17 \text{ mm}$ |
| horizontal profile length - L upper horizontal profile length - U | | $L = U = w - 40.4 \text{ mm}$ |

| | | | |
|-----------------|-----|-------|-------|
| number of doors | - N | 2 | 3 |
| total overlap | - Z | 32 mm | 64 mm |

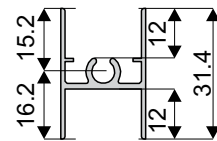
| visual design - 4 wings | |
|-------------------------|------------------------|
| | $w = (W + 93) : 4$ |
| | $w = (W : 2 + 29) : 2$ |



door filling - 4mm glass or mirror

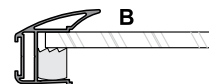

| | | |
|---------------|------|--------------------------|
| mirror height | - hm | $hm = hb$ |
| mirror width | - wm | $wm = wb - 4 \text{ mm}$ |

Dimensions helpful during installation of horizontal mid-rails in Simple-Frame systems

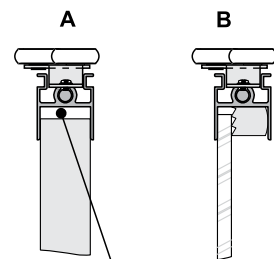


Installation method for fitting 18mm board (diag.A) and 4mm mirror or glass (diag.B)

- with handle

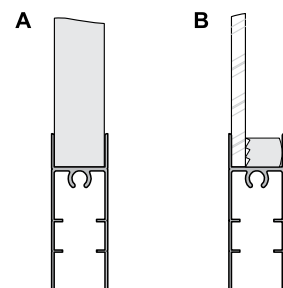


- with top horizontal profile



Expansion gap taken into account when calculating the height of chipboard

- with bottom horizontal profile



ATTENTION!

Mirror (4mm) should be used with a safety backing film. Safety glass (4.5mm) comprises of two thin layers with a film in-between.

simple 18 Board

Twin track sliding doors
with bottom carriage system

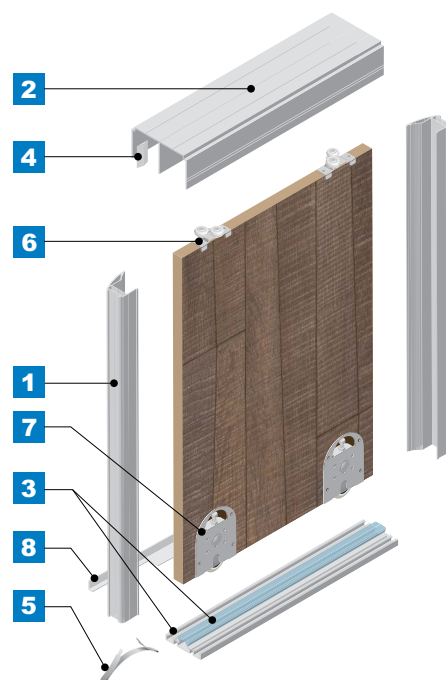


Based on board construction, designed for 18 mm or even 16 mm fillings – dependant on which handle is used.

There are 3 handle lines available with this system: our well-known FIESTA 16&18 Décor, FOCUS 16&18 and our **NEW** handle **LIBRA**, available in silver and light brown.

Handle Fiesta 16&18 features an additional option Décor, which means that it can incorporate our decorative foil programme.


The system is easy to build and, thanks to the usage of bottom carriage **SIMPLE 18 V Board** and narrow tracks, the distance between the door wings is reduced, which means that the space taken up by the system is minimal.



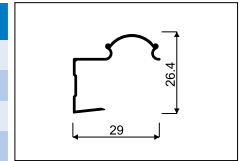
| CONSTRUCTION | CARRIAGE SYSTEM | | FILLING | LOAD | MAX. HANDLE LENGTH | MAX. TRACK LENGTH |
|--------------|-----------------|-----------------------|----------------------|-------|--------------------|-------------------|
| BOARD | TOP | sliding guide | Board 16 mm or 18 mm | 35 kg | 2.7 m | 6 m |
| | BOTTOM | ball bearing carriage | | | | |

Handle FIESTA 16 - Decor

BOARD 16 mm




| CODE | COLOUR | LENGTH (mm) | COLLECTIVE PACKAGING | PRICED PER | NET PRICE |
|-------|-------------|-------------|----------------------|------------|-----------|
| 03162 | SILVER | 2400 | 40 | ITEM | |
| 03611 | LIGHT BROWN | 2400 | 40 | ITEM | |
| 01811 | SILVER | 2700 | 20 | ITEM | |
| 01810 | LIGHT BROWN | 2700 | 20 | ITEM | |

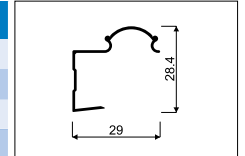


Handle FIESTA 18 - Decor

BOARD 18 mm




| CODE | COLOUR | LENGTH (mm) | COLLECTIVE PACKAGING | PRICED PER | NET PRICE |
|-------|-------------|-------------|----------------------|------------|-----------|
| 03163 | SILVER | 2400 | 40 | ITEM | |
| 03612 | LIGHT BROWN | 2400 | 40 | ITEM | |
| 01820 | SILVER | 2700 | 20 | ITEM | |
| 01819 | LIGHT BROWN | 2700 | 20 | ITEM | |

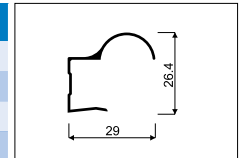


Handle FOCUS 16

BOARD 16 mm



| CODE | COLOUR | LENGTH (mm) | COLLECTIVE PACKAGING | PRICED PER | NET PRICE |
|-------|-------------|-------------|----------------------|------------|-----------|
| 03155 | SILVER | 2400 | 40 | ITEM | |
| 03610 | LIGHT BROWN | 2400 | 40 | ITEM | |
| 00483 | SILVER | 2700 | 20 | ITEM | |
| 00482 | LIGHT BROWN | 2700 | 20 | ITEM | |

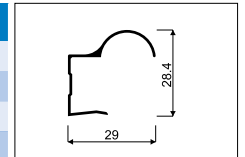


Handle FOCUS 18

BOARD 18 mm



| CODE | COLOUR | LENGTH (mm) | COLLECTIVE PACKAGING | PRICED PER | NET PRICE |
|-------|-------------|-------------|----------------------|------------|-----------|
| 03156 | SILVER | 2400 | 40 | ITEM | |
| 03613 | LIGHT BROWN | 2400 | 40 | ITEM | |
| 00490 | SILVER | 2700 | 20 | ITEM | |
| 00488 | LIGHT BROWN | 2700 | 20 | ITEM | |

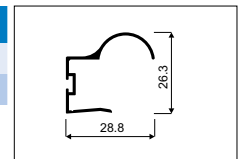


Handle FOCUS 16 II

BOARD 16 mm



| CODE | COLOUR | LENGTH (mm) | COLLECTIVE PACKAGING | PRICED PER | NET PRICE |
|-------|-------------|-------------|----------------------|------------|-----------|
| 03840 | SILVER | 2700 | 20 | ITEM | |
| 03839 | LIGHT BROWN | 2700 | 20 | ITEM | |

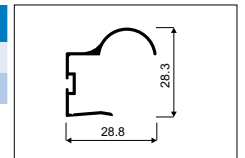


Handle FOCUS 18 II

BOARD 18 mm




| CODE | COLOUR | LENGTH (mm) | COLLECTIVE PACKAGING | PRICED PER | NET PRICE |
|-------|-------------|-------------|----------------------|------------|-----------|
| 03842 | SILVER | 2700 | 20 | ITEM | |
| 03841 | LIGHT BROWN | 2700 | 20 | ITEM | |

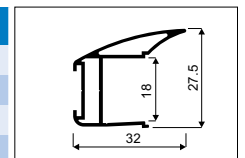


Handle LIBRA


BOARD 18 mm GLASS 4.5 mm MIRROR 4 mm



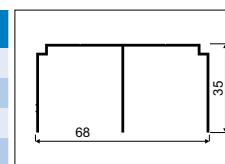
| CODE | COLOUR | LENGTH (mm) | COLLECTIVE PACKAGING | PRICED PER | NET PRICE |
|-------|-------------|-------------|----------------------|------------|-----------|
| 03808 | SILVER | 2500 | 20 | ITEM | |
| 03807 | LIGHT BROWN | 2500 | 20 | ITEM | |
| 03446 | SILVER | 2700 | 20 | ITEM | |
| 03506 | LIGHT BROWN | 2700 | 20 | ITEM | |




Top track SIMPLE



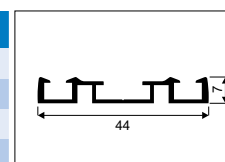
| CODE | COLOUR | LENGTH (mm) | COLLECTIVE PACKAGING | PRICED PER | NET PRICE |
|-------|-------------|-------------|----------------------|------------|-----------|
| 03715 | SILVER | 1500 | 12 | ITEM | |
| 03716 | LIGHT BROWN | 1500 | 12 | ITEM | |
| 03714 | SILVER | 2000 | 12 | ITEM | |
| 03713 | LIGHT BROWN | 2000 | 12 | ITEM | |
| 03726 | SILVER | 2500 | 12 | ITEM | |
| 03723 | LIGHT BROWN | 2500 | 12 | ITEM | |
| 03400 | SILVER | 3000 | 12 | ITEM | |
| 03718 | LIGHT BROWN | 3000 | 12 | ITEM | |
| 03727 | SILVER | 4000 | 12 | ITEM | |
| 03724 | LIGHT BROWN | 4000 | 12 | ITEM | |
| 03469 | SILVER | 6000 | 12 | ITEM | |
| 03584 | LIGHT BROWN | 6000 | 12 | ITEM | |




Bottom track SIMPLE



| CODE | COLOUR | LENGTH (mm) | COLLECTIVE PACKAGING | PRICED PER | NET PRICE |
|-------|-------------|-------------|----------------------|------------|-----------|
| 03712 | SILVER | 1500 | 12 | ITEM | |
| 03711 | LIGHT BROWN | 1500 | 12 | ITEM | |
| 03710 | SILVER | 2000 | 12 | ITEM | |
| 03709 | LIGHT BROWN | 2000 | 12 | ITEM | |
| 03728 | SILVER | 2500 | 12 | ITEM | |
| 03722 | LIGHT BROWN | 2500 | 12 | ITEM | |
| 03427 | SILVER | 3000 | 12 | ITEM | |
| 03717 | LIGHT BROWN | 3000 | 12 | ITEM | |
| 03729 | SILVER | 4000 | 12 | ITEM | |
| 03725 | LIGHT BROWN | 4000 | 12 | ITEM | |
| 03470 | SILVER | 6000 | 12 | ITEM | |
| 03589 | LIGHT BROWN | 6000 | 12 | ITEM | |



Rubber finishing profile for bottom track



| CODE | COLOUR | LENGTH (mm) | COLLECTIVE PACKAGING | PRICED PER | NET PRICE |
|-------|--------|-------------|----------------------|---------------|-----------|
| 20233 | - | - | 50 | RUNNING METRE | |


Top carriage positioner

 Collective package contains 100 positioners



| CODE | COLLECTIVE PACKAGING | PRICED PER | NET PRICE |
|-------|----------------------|--------------------|-----------|
| 20240 | 1 | COLLECTIVE PACKAGE | |


Stopper SIMPLE



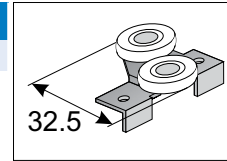
| CODE | COLLECTIVE PACKAGING | PRICED PER | NET PRICE |
|-------|----------------------|------------|-----------|
| 20080 | 1000 | ITEM | |

Guiding carriage SIMPLE 18 Board


i Offer comprises of left and right carriage



| CODE | COLLECTIVE PACKAGING | PRICED PER | NET PRICE |
|-------|----------------------|------------|-----------|
| 10135 | 200 | ITEM | |




Bottom carriage SIMPLE 18V Board

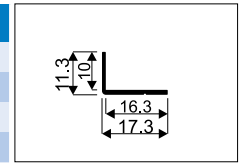


| CODE | COLLECTIVE PACKAGING | PRICED PER | NET PRICE |
|-------|----------------------|------------|-----------|
| 10157 | 200 | ITEM | |

Angle section MINI 11x17




| CODE | COLOUR | LENGTH (mm) | COLLECTIVE PACKAGING | PRICED PER | NET PRICE |
|-------|-------------|-------------|----------------------|------------|-----------|
| 00102 | SILVER | 1700 | 120 | ITEM | |
| 00093 | LIGHT BROWN | 1700 | 120 | ITEM | |
| 00103 | SILVER | 2350 | 120 | ITEM | |
| 00094 | LIGHT BROWN | 2350 | 120 | ITEM | |
| 00104 | SILVER | 3000 | 120 | ITEM | |
| 00095 | LIGHT BROWN | 3000 | 120 | ITEM | |

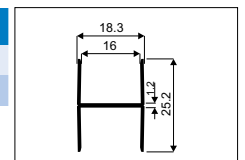


H25/16 SIMPLE midrail

BOARD 16 mm




| CODE | COLOUR | LENGTH (mm) | COLLECTIVE PACKAGING | PRICED PER | NET PRICE |
|-------|-------------|-------------|----------------------|------------|-----------|
| 03939 | SILVER | 3000 | 30 | ITEM | |
| 03938 | LIGHT BROWN | 3000 | 30 | ITEM | |

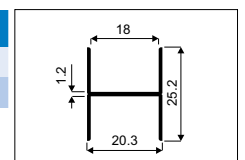


H25/18 SIMPLE midrail

BOARD 18 mm




| CODE | COLOUR | LENGTH (mm) | COLLECTIVE PACKAGING | PRICED PER | NET PRICE |
|-------|-------------|-------------|----------------------|------------|-----------|
| 03444 | SILVER | 3000 | 30 | ITEM | |
| 03594 | LIGHT BROWN | 3000 | 30 | ITEM | |

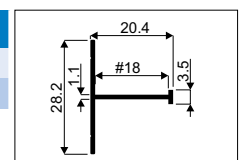


Profile H04/18

BOARD 18 mm




| CODE | COLOUR | LENGTH (mm) | COLLECTIVE PACKAGING | PRICED PER | NET PRICE |
|-------|-------------|-------------|----------------------|------------|-----------|
| 01710 | SILVER | 3000 | 60 | ITEM | |
| 01711 | LIGHT BROWN | 3000 | 60 | ITEM | |

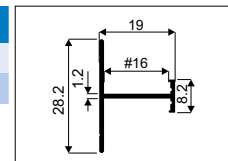


Profile H08/16

BOARD 16 mm




| CODE | COLOUR | LENGTH (mm) | COLLECTIVE PACKAGING | PRICED PER | NET PRICE |
|-------|-------------|-------------|----------------------|------------|-----------|
| 03935 | SILVER | 3000 | 60 | ITEM | |
| 03934 | LIGHT BROWN | 3000 | 60 | ITEM | |

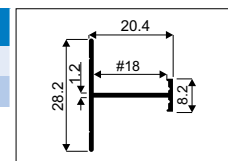


Profile H08/18


BOARD 18 mm



| CODE | COLOUR | LENGTH (mm) | COLLECTIVE PACKAGING | PRICED PER | NET PRICE |
|-------|-------------|-------------|----------------------|------------|-----------|
| 00199 | SILVER | 3000 | 60 | ITEM | |
| 01877 | LIGHT BROWN | 3000 | 60 | ITEM | |



TEXTILE DOOR BRUSH



| CODE | NAME | A (mm) | B (mm) | INSTALLATION | COLLECTIVE PACKAGING | PRICED PER | NET PRICE |
|-------|--------------------|--------|--------|---------------|----------------------|---------------------------|-----------|
| 20094 | TEXTILE DOOR BRUSH | 14.5 | 4 | INSERTED | 200 | RUNNING METRE | |
| 20224 | TEXTILE DOOR BRUSH | 14.5 | 4 | INSERTED | 10 | COLLECTIVE PACKAGE (50 m) | |
| 20023 | TEXTILE DOOR BRUSH | 4.8 | 4 | SELF-ADHESIVE | 550 | RUNNING METRE | |
| 20228 | TEXTILE DOOR BRUSH | 4.8 | 4 | SELF-ADHESIVE | 10 | COLLECTIVE PACKAGE (50 m) | |
| 20020 | TEXTILE DOOR BRUSH | 4.8 | 4 | INSERTED | 550 | RUNNING METRE | |
| 20225 | TEXTILE DOOR BRUSH | 4.8 | 4 | INSERTED | 10 | COLLECTIVE PACKAGE (50 m) | |

| | | | |
|-----------------------------|-----------------------------|---------------------------|--------------------------|
| <p>4.8 x 4 selfadhesive</p> | <p>4.8 x 4 selfadhesive</p> | <p>4.8 x 4 inserted</p> | <p>14.5 x 4 inserted</p> |
| Handle FIESTA 16 and 18 | Handle FOCUS 16 and 18 | Handle FOCUS 16 and 18 II | Handle LIBRA |

Screws UNIX and SELF-TAPPING screw

Collective package contains 100 screws



| CODE | NAME | DIMENSIONS (mm) | COLLECTIVE PACKAGING | PRICED PER | NET PRICE |
|-------|------------------------|-----------------|----------------------|--------------------|-----------|
| 20107 | COUNTERSUNK SCREW UNIX | 3 x 13 | 100 | COLLECTIVE PACKAGE | |

**FREE VERSION
AVAILABLE NOW!**

Compositor

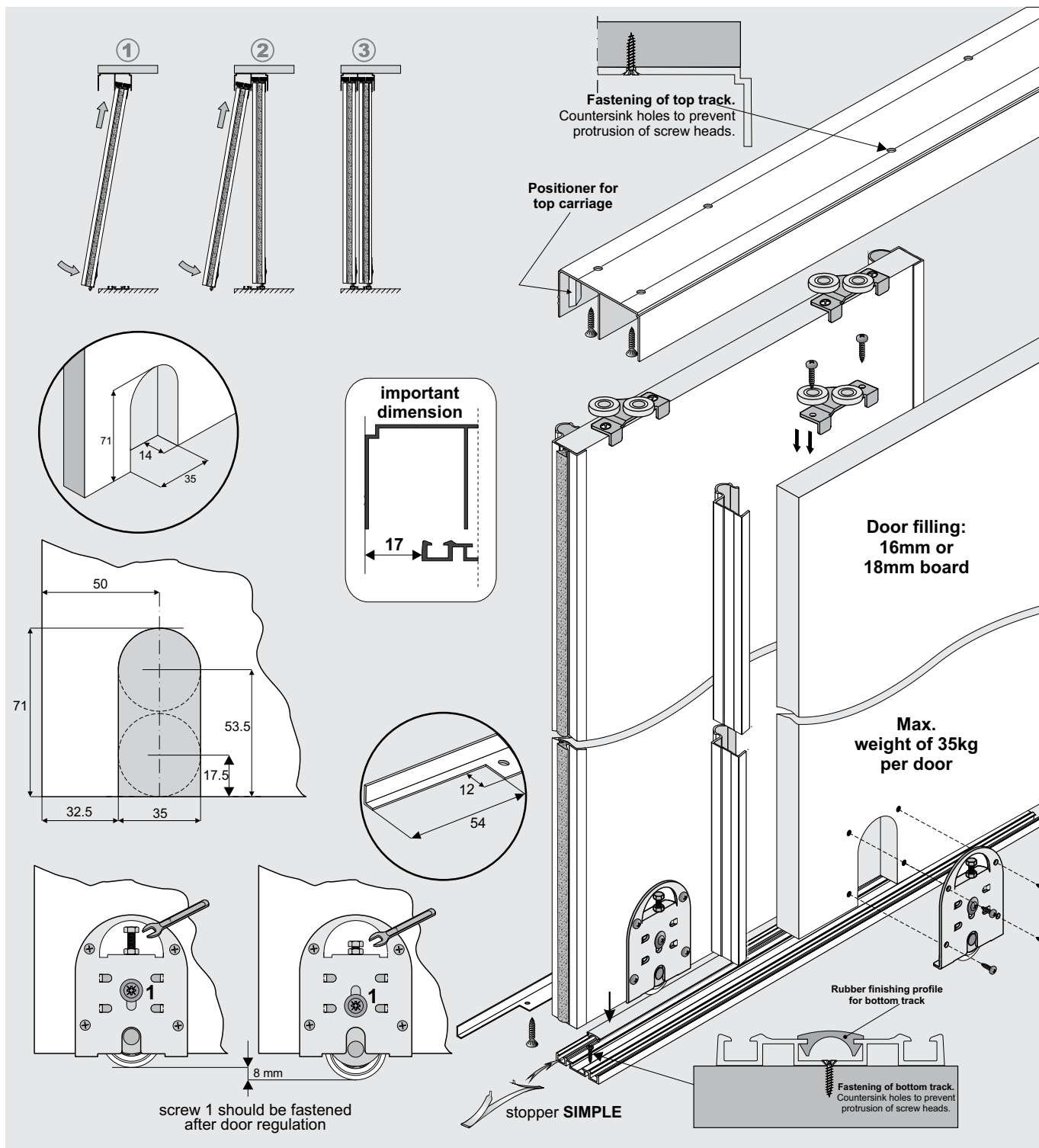
simpleblue

Makes designing furniture fronts easy!

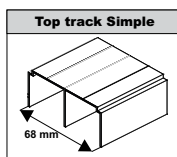


- ▶ Visual design
- ▶ Large variety of fillings
- ▶ Detailed pricing!
- ▶ Order generation

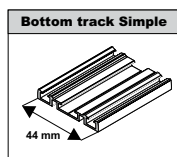
Free version **COMPOSITOR simpleblue** available on www.simpleblue.eu/Download



Length: 2.4 m, 2.7 m



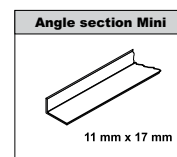
Length: 1.5 m, 2.0 m, 2.5 m, 3.0 m, 4.0 m, 6.0 m



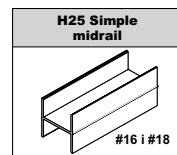
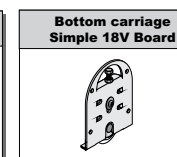
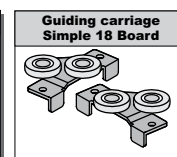
Length: 1.5 m, 2.0 m, 2.5 m, 3.0 m, 4.0 m, 6.0 m



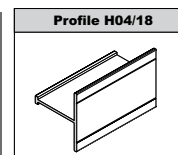
Length: 50 m



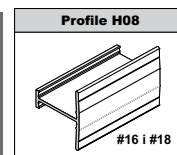
Length: 1.7 m, 2.35 m, 3.0 m



Length: 3.0 m

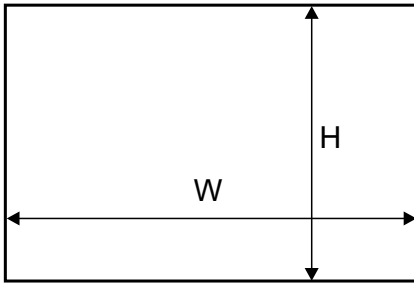


Length: 3.0 m



Length: 3.0 m

Dimensions of opening



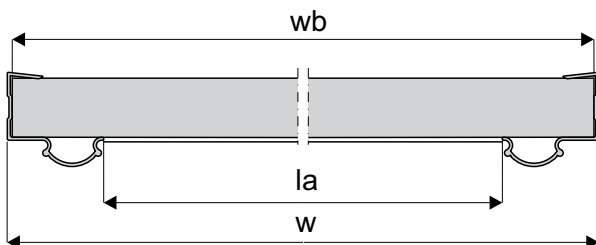
handle length = door height

door filling - # 16 mm or # 18 mm board

| | | |
|----------------------|------|---|
| door height | - h | $h = H - 36 \text{ mm}$ |
| board height | - hb | $hb = h - 1 \text{ mm}$ |
| door width | - w | $w = (W - 3 + Z) : N$ |
| board width | - wb | $wb = w - 3 \text{ mm}$ |
| angle section length | - la | this size is determined after door construction |

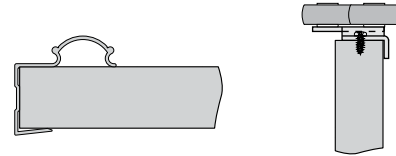
| | | | |
|-----------------|-----|-------|-------|
| number of doors | - N | 2 | 3 |
| total overlap | - Z | 29 mm | 58 mm |

| visual design - 4 wings | |
|-------------------------|------------------------|
| | $w = (W + 84) : 4$ |
| | $w = (W : 2 + 26) : 2$ |

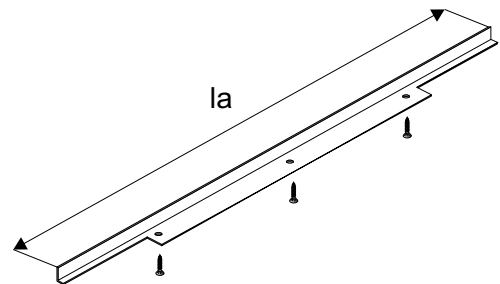


- When fitting handle profiles, do not use assembly adhesive

Installation method for handle and guiding carriage with # 16 mm or # 18 mm board



Installation method for angle section 11 mm x 17 mm

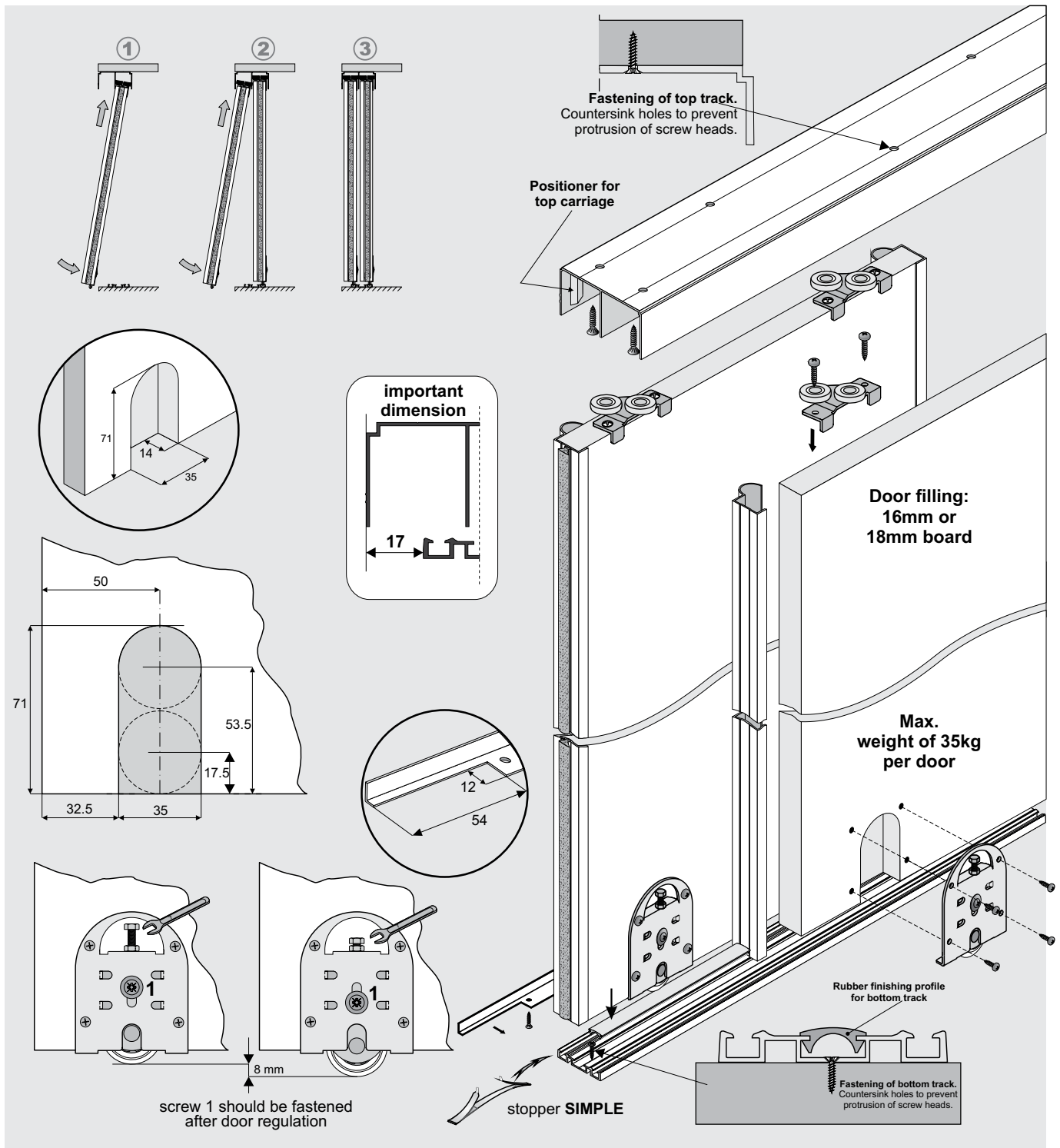


WARNING

We do does not bear any responsibility for deformation resulting from the application of improper quality of boards (improper storage, improper humidity)

Attention!

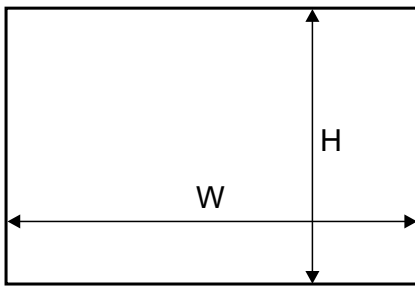
Remove safety backing film prior to cutting aluminium elements (handles, tracks, mid-rails, etc.) to the required length. Film removal allows you to determine any possible issues with product quality (eg. marks)



COMPONENTS

| | | | | | | |
|--|---|--|---|---|--|--|
| <p>Handle Focus</p> <p>textile door stop (self-adhesive) 4,8 mm x 4 mm</p> <p>#16 i #18</p> <p>Length: 2,4 m, 2,7 m</p> | <p>Top track Simple</p> <p>68 mm</p> <p>Length: 1,5 m, 2,0 m, 2,5 m, 3,0 m, 4,0 m, 6,0 m</p> | <p>Bottom track Simple</p> <p>44 mm</p> <p>Length: 1,5 m, 2,0 m, 2,5 m, 3,0 m, 4,0 m, 6,0 m</p> | <p>Rubber finishing profile for bottom track</p> <p>Length: 50 m</p> | <p>Angle section Mini</p> <p>11 mm x 17 mm</p> <p>Length: 1,7 m, 2,35 m, 3,0 m</p> | <p>Guiding carriage Simple 18 Board</p> | <p>Bottom carriage Simple 18V Board</p> |
| <p>H25 Simple midrail</p> <p>#16 i #18</p> <p>Length: 3,0 m</p> | <p>Profile H04/18</p> <p>Length: 3,0 m</p> | <p>Profile H08</p> <p>#16 i #18</p> <p>Length: 3,0 m</p> | | | | |

Dimensions of opening



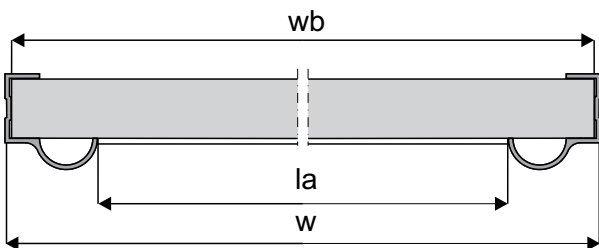
handle length = door height

door filling - # 16 mm or # 18 mm board

| | | |
|----------------------|------|---|
| door height | - h | $h = H - 36 \text{ mm}$ |
| board height | - hb | $hb = h - 1 \text{ mm}$ |
| door width | - w | $w = (W - 3 + Z) : N$ |
| board width | - wb | $wb = w - 3 \text{ mm}$ |
| angle section length | - la | this size is determined after door construction |

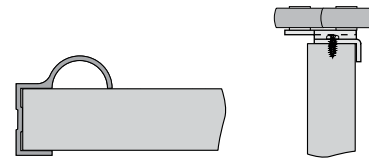
| | | | |
|-----------------|-----|-------|-------|
| number of doors | - N | 2 | 3 |
| total overlap | - Z | 29 mm | 58 mm |

| visual design - 4 wings | |
|-------------------------|------------------------|
| | $w = (W + 84) : 4$ |
| | $w = (W : 2 + 26) : 2$ |

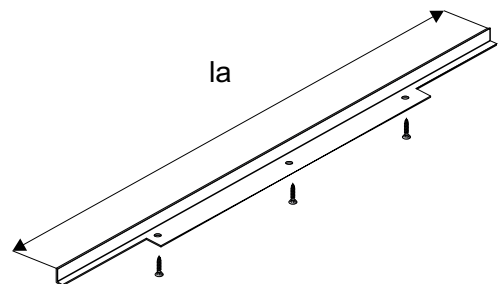


- When fitting handle profiles, do not use assembly adhesive

Installation method for handle and guiding carriage with # 16 mm or # 18 mm board



Installation method for angle section 11 mm x 17 mm

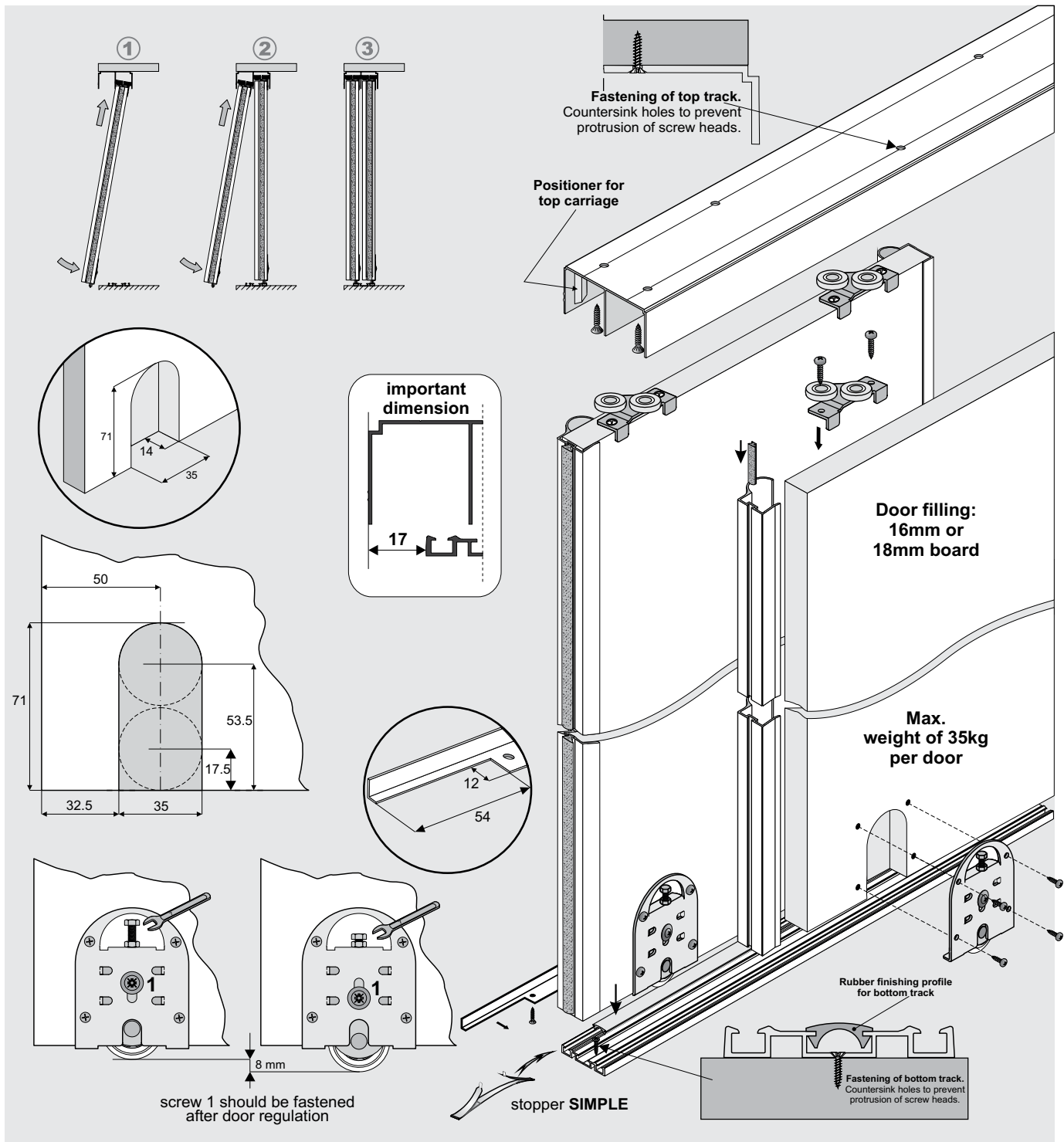


WARNING

We do does not bear any responsibility for deformation resulting from the application of improper quality of boards (improper storage, improper humidity)

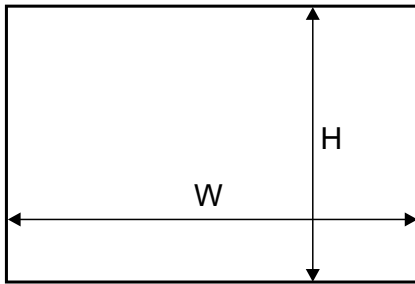
Attention!

Remove safety backing film prior to cutting aluminium elements (handles, tracks, mid-rails, etc.) to the required length. Film removal allows you to determine any possible issues with product quality (eg. marks)



| | | | | | | |
|--|---|--|---|---|--|--|
| <p>Handle Focus II</p> <p>textile door stop (inserted) 4,8 mm x 4 mm</p> <p>#16 i #18</p> <p>Length: 2,4 m, 2,7 m</p> | <p>Top track Simple</p> <p>66 mm</p> <p>Length: 1,5 m, 2,0 m, 2,5 m, 3,0 m, 4,0 m, 6,0 m</p> | <p>Bottom track Simple</p> <p>44 mm</p> <p>Length: 1,5 m, 2,0 m, 2,5 m, 3,0 m, 4,0 m, 6,0 m</p> | <p>Rubber finishing profile for bottom track</p> <p>Length: 50 m</p> | <p>Angle section Mini</p> <p>11 mm x 17 mm</p> <p>Length: 1,7 m, 2,35 m, 3,0 m</p> | <p>Guiding carriage Simple 18 Board</p> | <p>Bottom carriage Simple 18V Board</p> |
| <p>H25 Simple midrail</p> <p>#16 i #18</p> <p>Length: 3,0 m</p> | <p>Profile H04/18</p> <p>Length: 3,0 m</p> | <p>Profile H08</p> <p>#16 i #18</p> <p>Length: 3,0 m</p> | | | | |

Dimensions of opening



handle length = door height

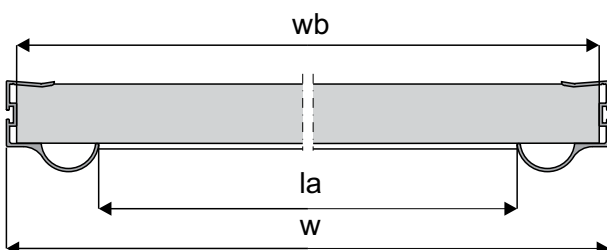
ATTENTION! Calculations for handle with inserted brush

door filling - # 16 mm or # 18 mm board

| | | |
|----------------------|------|---|
| door height | - h | $h = H - 36 \text{ mm}$ |
| board height | - hb | $hb = h - 1 \text{ mm}$ |
| door width | - w | $w = (W - 3 + Z) : N$ |
| board width | - wb | $wb = w - 7 \text{ mm}$ |
| angle section length | - la | this size is determined after door construction |

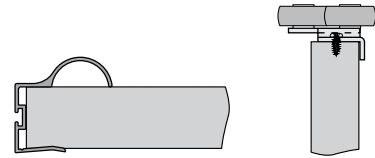
| | | | |
|-----------------|-----|-------|-------|
| number of doors | - N | 2 | 3 |
| total overlap | - Z | 29 mm | 58 mm |

| visual design - 4 wings | |
|-------------------------|------------------------|
| | $w = (W + 84) : 4$ |
| | $w = (W : 2 + 26) : 2$ |

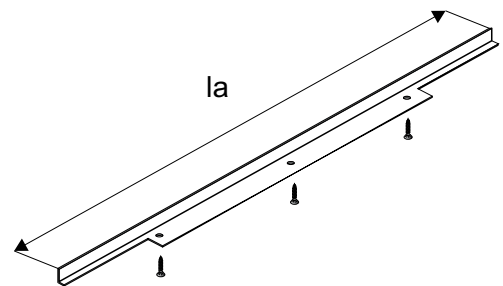


- When fitting handle profiles, do not use assembly adhesive

Installation method for handle and guiding carriage with # 16 mm or # 18 mm board



Installation method for angle section 11 mm x 17 mm

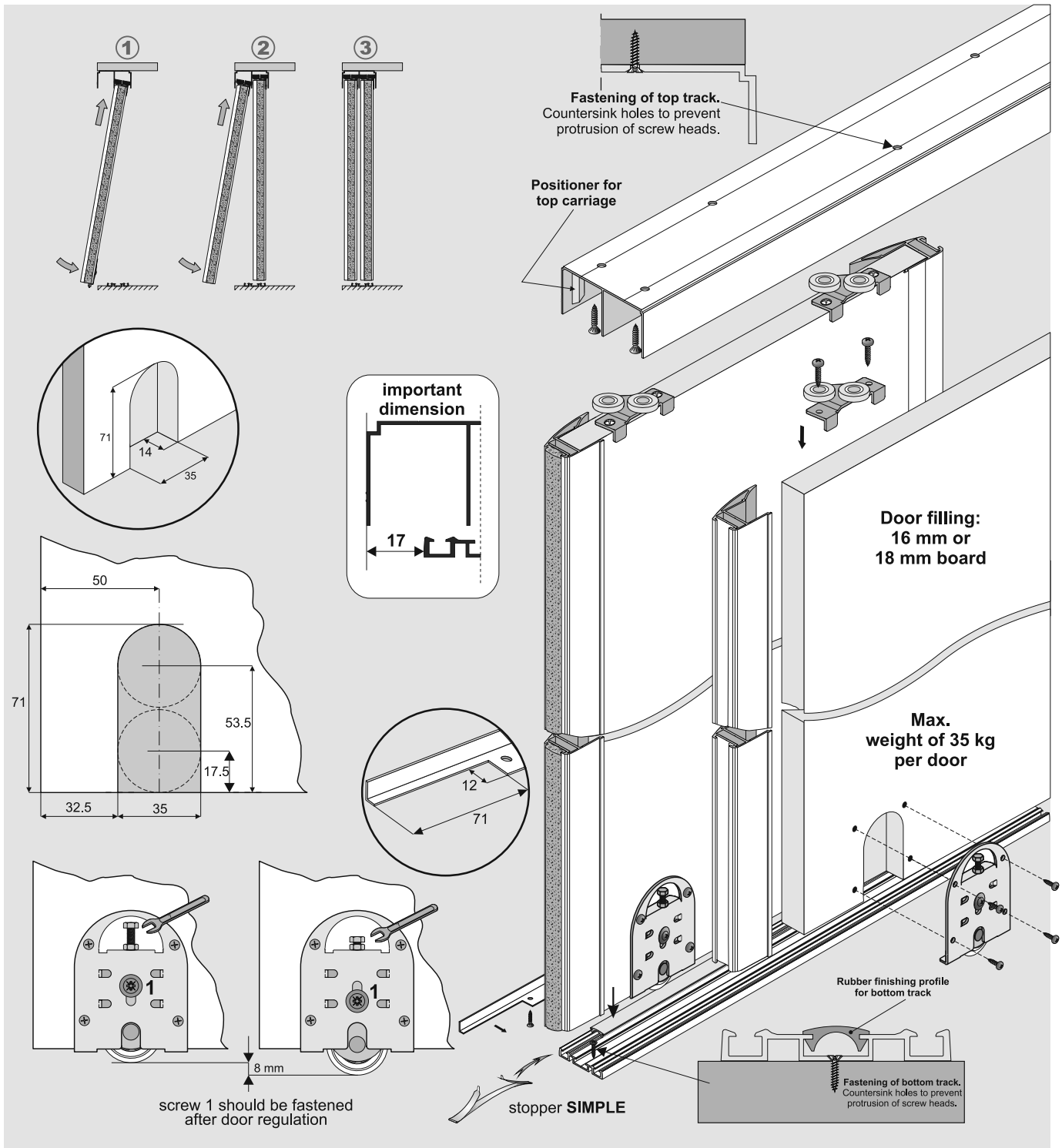


WARNING

We do not bear any responsibility for deformation resulting from the application of improper quality of boards (improper storage, improper humidity)

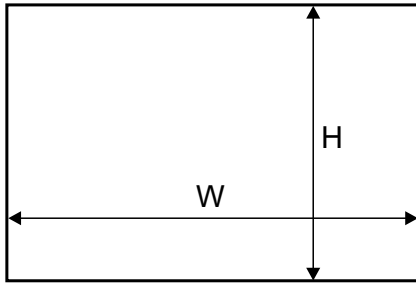
Attention!

Remove safety backing film prior to cutting aluminium elements (handles, tracks, mid-rails, etc.) to the required length. Film removal allows you to determine any possible issues with product quality (eg. marks)



| | | | | | | |
|--|---|--|---|---|--|--|
| <p>Handle Libra</p> <p>textile door stop, inserted 14,5mm x 4mm</p> <p>Length: 2,5 m, 2,7 m</p> | <p>Top track Simple</p> <p>68 mm</p> <p>Length: 1,5 m, 2,0 m, 2,5 m, 3,0 m, 4,0 m, 6,0 m</p> | <p>Bottom track Simple</p> <p>44 mm</p> <p>Length: 1,5 m, 2,0 m, 2,5 m, 3,0 m, 4,0 m, 6,0 m</p> | <p>Rubber finishing profile for bottom track</p> <p>Length: 50 m</p> | <p>Angle section Mini</p> <p>11 mm x 17 mm</p> <p>Length: 1,7 m, 2,35 m, 3,0 m</p> | <p>Guiding carriage Simple 18 Board</p> | <p>Bottom carriage Simple 18V Board</p> |
| <p>H25/18 Simple midrail</p> <p>#16 i #18</p> <p>Length: 3,0 m</p> | <p>Profile H04/18</p> <p>Length: 3,0 m</p> | <p>Profile H08/18</p> <p>#16 i #18</p> <p>Length: 3,0 m</p> | | | | |

Dimensions of opening



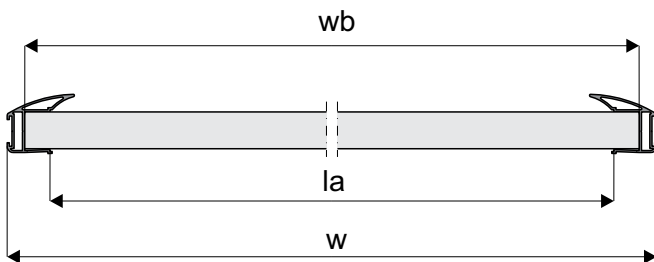
handle length = door height

door filling - # 18 mm board

| | | |
|----------------------|------|---|
| door height | - h | $h = H - 36 \text{ mm}$ |
| board height | - hb | $hb = h - 1 \text{ mm}$ |
| door width | - w | $w = (W - 3 + Z) : N$ |
| board width | - wb | $wb = w - 3 \text{ mm}$ |
| angle section length | - la | this size is determined after door construction |

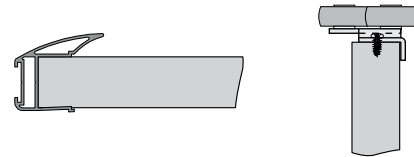
| | | | |
|-----------------|-----|-------|-------|
| number of doors | - N | 2 | 3 |
| total overlap | - Z | 32 mm | 64 mm |

| visual design - 4 wings | |
|-------------------------|------------------------|
| | $w = (W + 93) : 4$ |
| | $w = (W : 2 + 29) : 2$ |

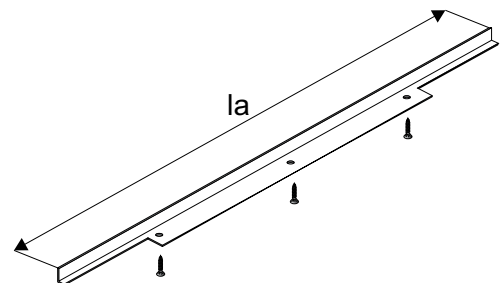


- When fitting handle profiles, do not use assembly adhesive

Installation method for handle and guiding carriage with # 18 mm board



Installation method for angle section 11 mm x 17 mm



WARNING

We do does not bear any responsibility for deformation resulting from the application of improper quality of boards (improper storage, improper humidity)

Attention!

Remove safety backing film prior to cutting aluminium elements (handles, tracks, mid-rails, etc.) to the required length. Film removal allows you to determine any possible issues with product quality (eg. marks)




System Simple START is a board based system. It is designed for board thickness ranging from 16-50 mm. Maximum door weight is up to 50 kg.

Simple Start features straightforward design, along with fast and easy assembly.

This system comprises of three main elements: Ball bearing bottom carriage, top guide and universal track SMART that is used as top and bottom track.


The use of track SMART significantly reduces the production cost.

This system also incorporates stopper START, made from steel. It is easily fixed to the track and prevents unwanted door drift.

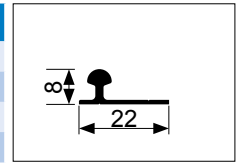


| CONSTRUCTION | CARRIAGE SYSTEM | | FILLING | LOAD | MAX. HANDLE LENGTH | MAX. TRACK LENGTH |
|--------------|-----------------|--------------------------------------|----------------|-------|--------------------|-------------------|
| BOARD | TOP | Sliding guide | BOARD 16-50 mm | 50 kg | - | 6 m |
| | BOTTOM | Ball bearing carriage (load bearing) | | | | |

Track **Start**



| CODE | COLOUR | LENGTH (mm) | COLLECTIVE PACKAGING | PRICED PER | NET PRICE |
|-------|--------|-------------|----------------------|------------|-----------|
| 50481 | RAW | 1500 | 50 | ITEM | |
| 50482 | RAW | 2000 | 50 | ITEM | |
| 50483 | RAW | 2500 | 50 | ITEM | |
| 50484 | RAW | 3000 | 50 | ITEM | |
| 50485 | RAW | 4000 | 50 | ITEM | |
| 50486 | RAW | 6000 | 50 | ITEM | |



Top guide **Simple Start**



| CODE | COLLECTIVE PACKAGING | PRICED PER | NET PRICE |
|-------|----------------------|------------|-----------|
| 10173 | 100 | ITEM | |

Bottom carriage **Simple Start**



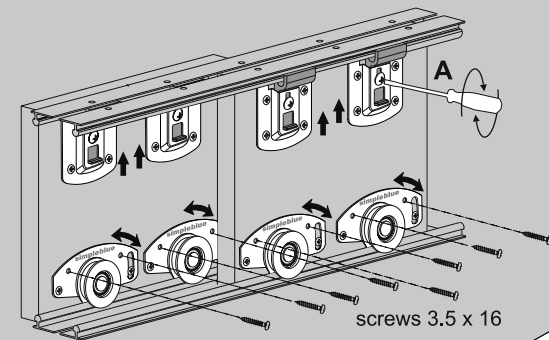
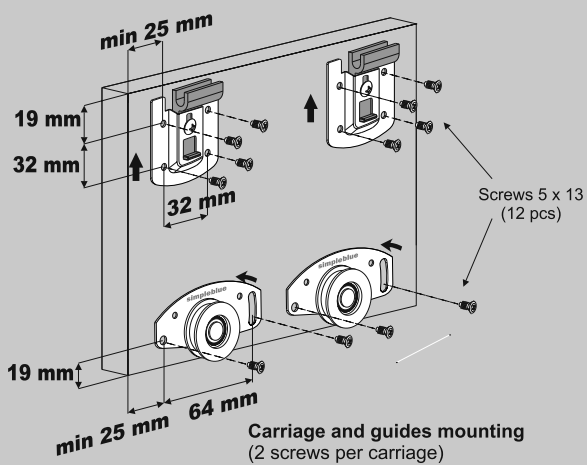
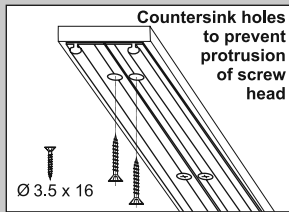
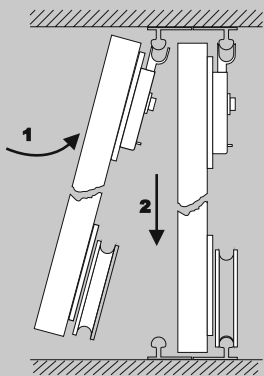
| CODE | COLLECTIVE PACKAGING | PRICED PER | NET PRICE |
|-------|----------------------|------------|-----------|
| 10172 | 100 | ITEM | |

Stopper **Simple Start**



| CODE | COLLECTIVE PACKAGING | PRICED PER | NET PRICE |
|--------|----------------------|------------|-----------|
| 110174 | 1000 | ITEM | |

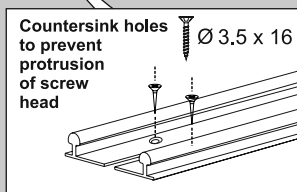
Door installation order



After door installation and regulation carriages should be fastened by 2 screws 3.5 x 16 on the other holes. Set up top guides and fasten (A).

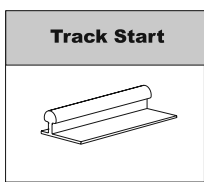
Door filling:
16-50 mm board

Max. Weight
of 50 kg per door

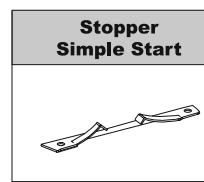
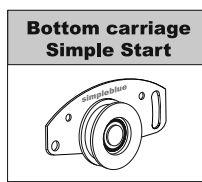
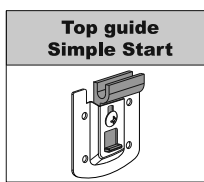


Openings for Euro screws used to fasten carriages and guides have standard spacing of 32 mm for machine drilling.

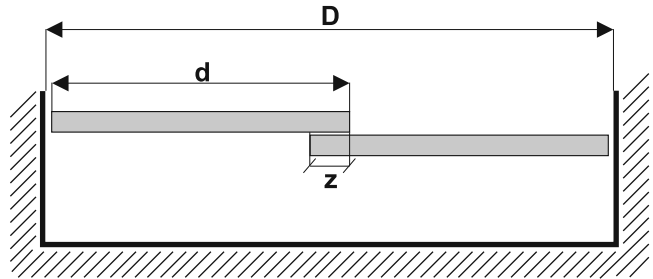
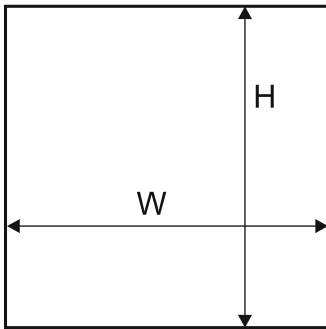
COMPONENTS



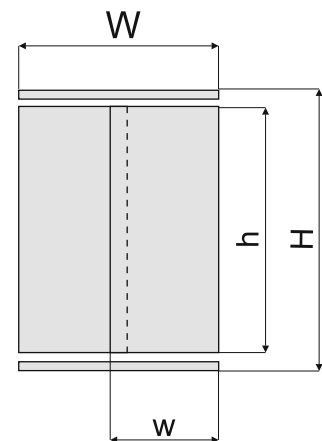
Length
1.5 m, 2.0 m, 2.5 m,
3.0 m, 4.0 m, 6.0 m



Dimensions of opening

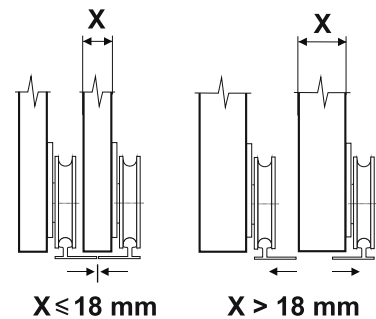


| | | |
|-------------|-----|-------------------------|
| door height | - h | $h = H - 13 \text{ mm}$ |
| door width | - w | $w = (W + Z) : N$ |

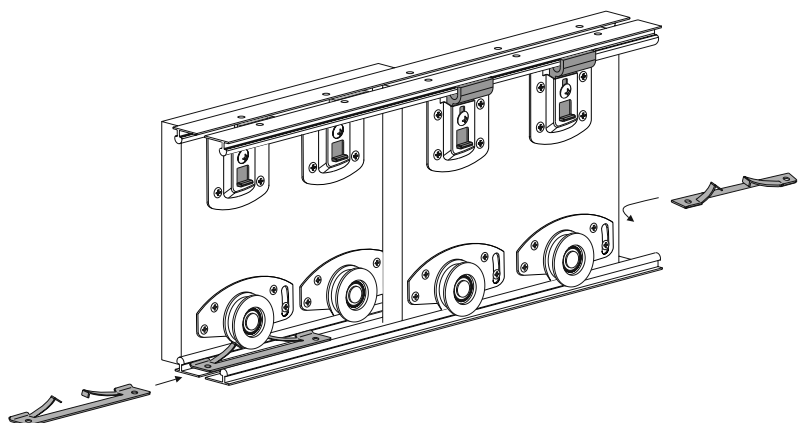
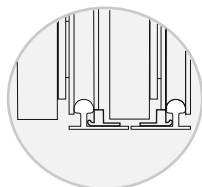
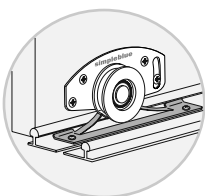
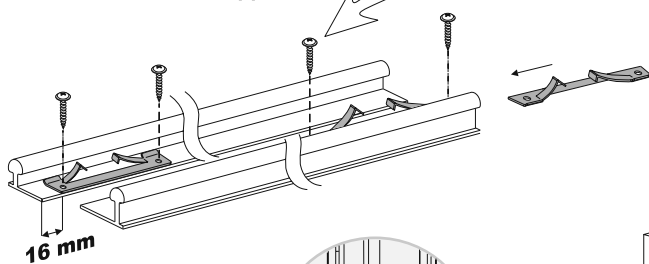
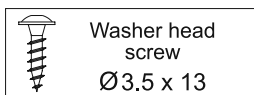


| | | | |
|-----------------|-----|-------|-------|
| number of doors | - N | 2 | 3 |
| total overlap | - Z | 40 mm | 80 mm |

| visual design - 4 wings | |
|-------------------------|------------------------|
| | $w = (W + 120) : 4$ |
| | $w = (W : 2 + 40) : 2$ |



Installation of stopper



simple 18 Inter

Single track sliding doors with top carriage system



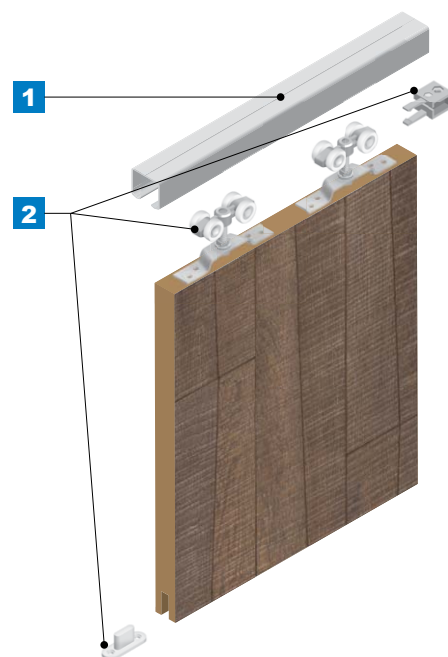
Pathway door system with board construction. Designed for 18 - 22 mm fillings.

The system comprises of top carriage and single top track Simple Inter. Top Carriage is based on the highest quality of ball bearings combined with special composites enabling a smooth and silent slide.

There is the choice of two types of top track: for ceiling or wall fixing with the help of our specially lengthened side wall.


The stopper serves an important role - precisely positioning the door when open or closed.

Simple 18 Inter is available at a very competitive price and is easy to assemble.

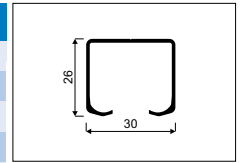


| CONSTRUCTION | CARRIAGE SYSTEM | FILLING | LOAD | MAX. HANDLE LENGTH | MAX. TRACK LENGTH |
|--------------|-----------------|------------------|-------|--------------------|-------------------|
| BOARD | TOP | Board 18 - 22 mm | 35 kg | - | 6 m |
| | BOTTOM | | | | |


Top track **Inter** for ceiling fixing



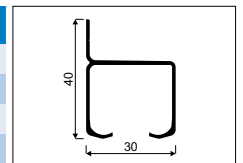
| CODE | COLOUR | LENGTH (mm) | COLLECTIVE PACKAGING | PRICED PER | NET PRICE |
|-------|--------|-------------|----------------------|------------|-----------|
| 50460 | RAW | 1500 | 12 | ITEM | |
| 50461 | RAW | 2000 | 12 | ITEM | |
| 50462 | RAW | 2500 | 12 | ITEM | |
| 50463 | RAW | 3000 | 12 | ITEM | |
| 50464 | RAW | 4000 | 12 | ITEM | |
| 50465 | RAW | 6000 | 12 | ITEM | |




Top track **Inter** for wall fixing



| CODE | COLOUR | LENGTH (mm) | COLLECTIVE PACKAGING | PRICED PER | NET PRICE |
|-------|--------|-------------|----------------------|------------|-----------|
| 50454 | RAW | 1500 | 12 | ITEM | |
| 50455 | RAW | 2000 | 12 | ITEM | |
| 50456 | RAW | 2500 | 12 | ITEM | |
| 50457 | RAW | 3000 | 12 | ITEM | |
| 50458 | RAW | 4000 | 12 | ITEM | |
| 50459 | RAW | 6000 | 12 | ITEM | |



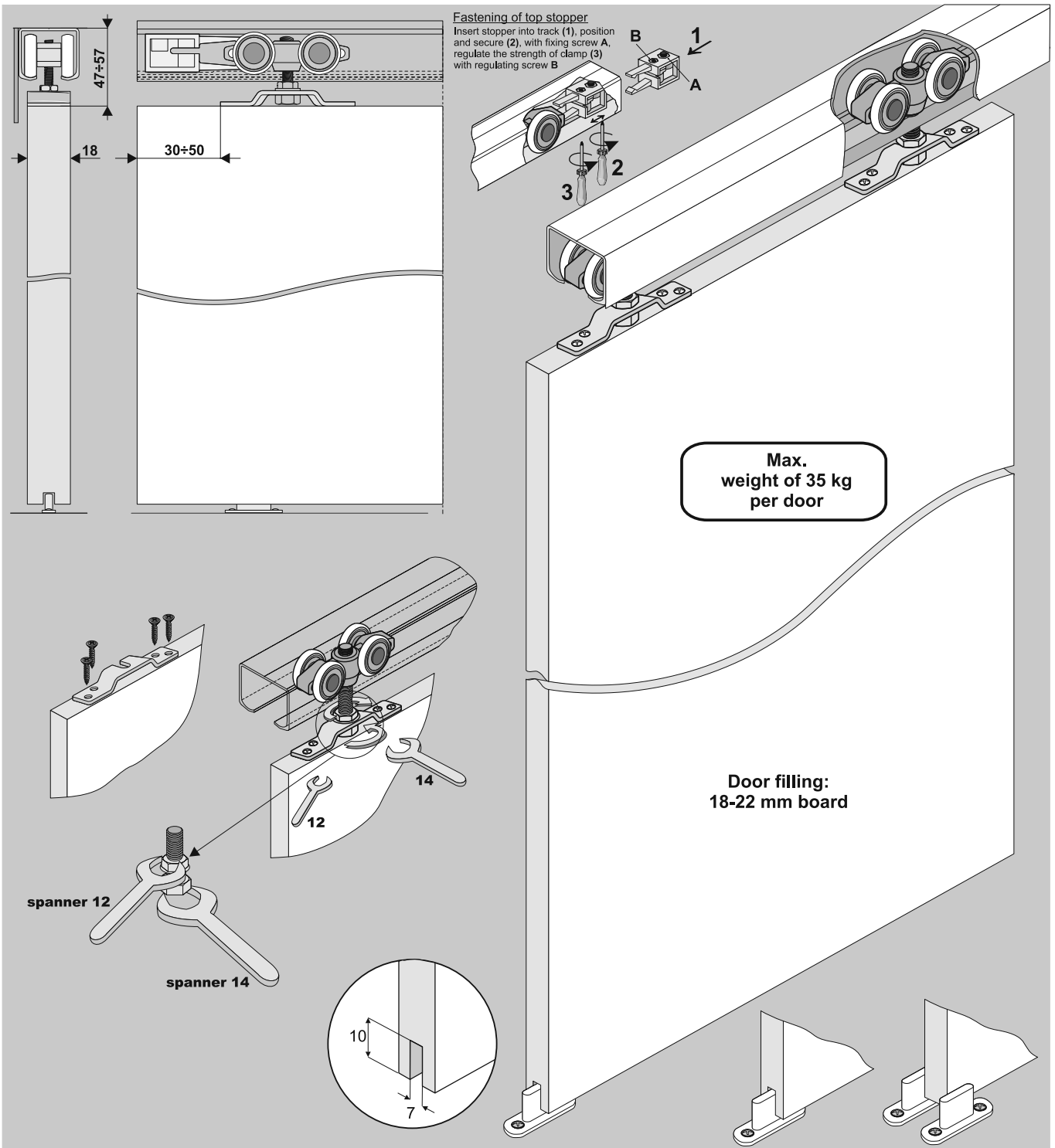
Set for pathway doors **ZPI-18 Inter/Galaxy**



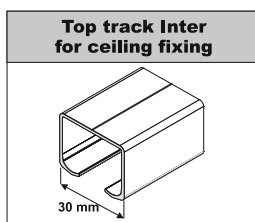
| CODE | COLLECTIVE PACKAGING | PRICED PER | NET PRICE |
|-------|----------------------|------------|-----------|
| 10165 | 20 | ITEM | |

i Set components

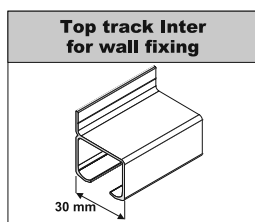
| NAME | SET QUANTITY |
|--------------------------------------|--------------|
| carriage for pathway doors SIMPLE 18 | 2 pcs |
| stopper | 2 pcs |
| plastic guide | 1 pc. |
| fixing screw M6 x 25 | 2 pcs |
| regulating screw M5 x 12 | 2 pcs |
| screw ø4 x 20 | 8 pcs |



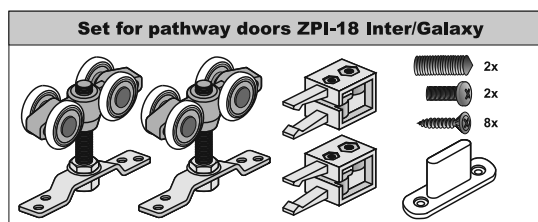
COMPONENTS



Length: 1.5 m, 2.0 m, 2.5 m, 3.0 m, 4.0 m, 6.0 m



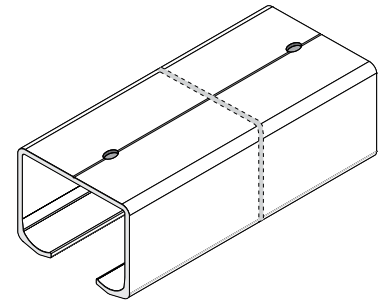
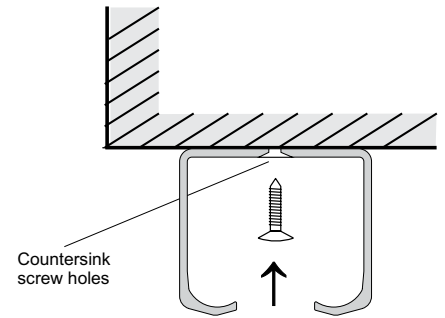
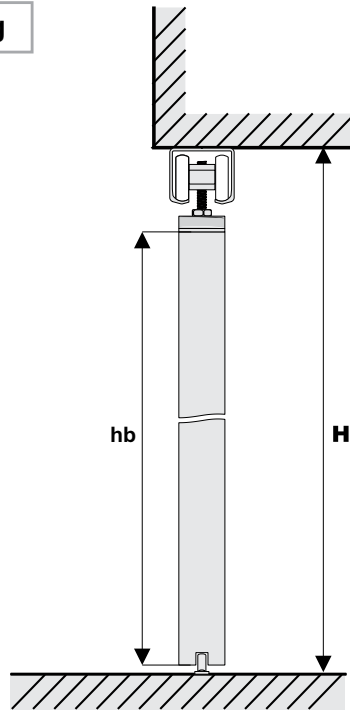
Length: 1.5 m, 2.0 m, 2.5 m, 3.0 m, 4.0 m, 6.0 m



1. Track within the opening

Board height hb

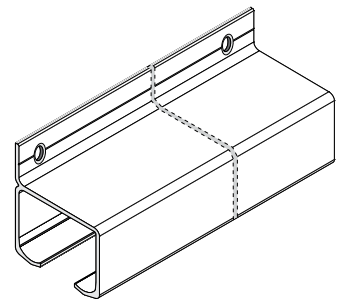
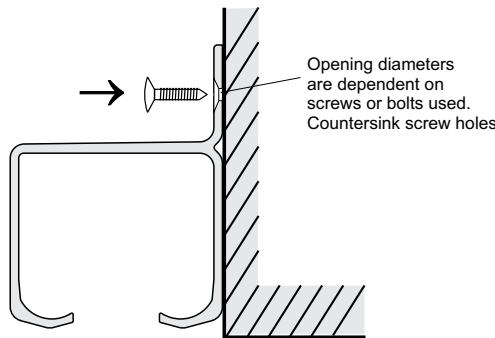
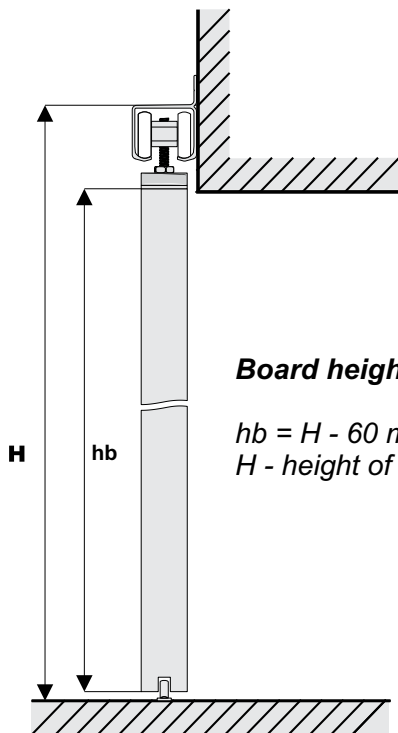
$hb = H - 60 \text{ mm}$
 H - height of the opening



2. Track outside the opening

Board height hb

$hb = H - 60 \text{ mm}$
 H - height of the opening




ATTENTION!

In cases that after track installation there will be no room, insert carriages before installation.

simple 18 Galaxy

Single track sliding doors with top carriage system

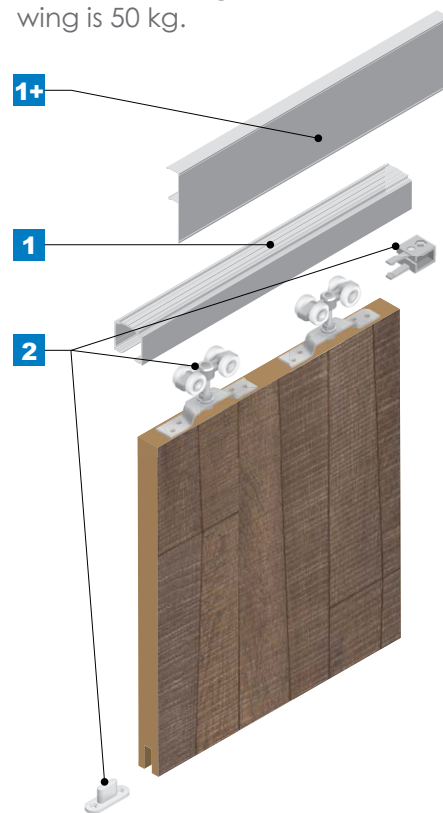


Simple 18 Galaxy is based on board construction. Designed for 18 mm fillings. The system comprises of top carriage and single top track Simple Galaxy. Carriage is based on the highest quality of ball bearings combined with special composites enabling a smooth and silent slide.

There is the choice of two types of top track: for ceiling or wall fixing with the help of our specially lengthened side wall.


System **Simple 18 Galaxy** owes its aesthetic appearance to masking profile Simple-Galaxy which hides the carriage system. The stopper serves an important role - precisely positioning the door when open or closed.

Maximum weight for 1 door wing is 50 kg.

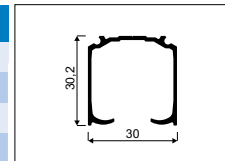


| CONSTRUCTION | CARRIAGE SYSTEM | | FILLING | LOAD | MAX. HANDLE LENGTH | MAX. TRACK LENGTH |
|--------------|-----------------|-----------------------|-------------|-------|--------------------|-------------------|
| BOARD | TOP | ball bearing carriage | Board 18 mm | 50 kg | - | 6 m |
| | BOTTOM | plastic guide | | | | |

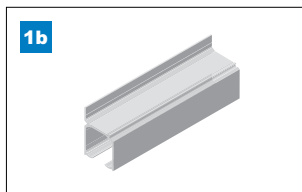
Top track **Galaxy** for ceiling fixing



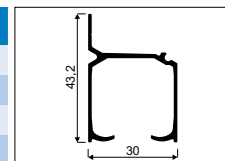
| CODE | COLOUR | LENGTH (mm) | COLLECTIVE PACKAGING | PRICED PER | NET PRICE |
|-------|--------|-------------|----------------------|------------|-----------|
| 50471 | RAW | 1500 | 12 | ITEM | |
| 50472 | RAW | 2000 | 12 | ITEM | |
| 50473 | RAW | 2500 | 12 | ITEM | |
| 50449 | RAW | 3000 | 12 | ITEM | |
| 50474 | RAW | 4000 | 12 | ITEM | |
| 50450 | RAW | 6000 | 12 | ITEM | |




Top track **Galaxy** for wall fixing



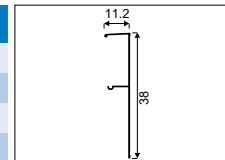
| CODE | COLOUR | LENGTH (mm) | COLLECTIVE PACKAGING | PRICED PER | NET PRICE |
|-------|--------|-------------|----------------------|------------|-----------|
| 50467 | RAW | 1500 | 12 | ITEM | |
| 50468 | RAW | 2000 | 12 | ITEM | |
| 50469 | RAW | 2500 | 12 | ITEM | |
| 50451 | RAW | 3000 | 12 | ITEM | |
| 50470 | RAW | 4000 | 12 | ITEM | |
| 50452 | RAW | 6000 | 12 | ITEM | |



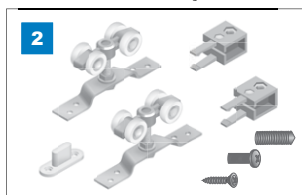
Track **Galaxy** masking profile 67 mm



| CODE | COLOUR | LENGTH (mm) | COLLECTIVE PACKAGING | PRICED PER | NET PRICE |
|-------|-------------|-------------|----------------------|------------|-----------|
| 03990 | SILVER | 1500 | 12 | ITEM | |
| 03984 | LIGHT BROWN | 1500 | 12 | ITEM | |
| 03991 | SILVER | 2000 | 12 | ITEM | |
| 03985 | LIGHT BROWN | 2000 | 12 | ITEM | |
| 03992 | SILVER | 2500 | 12 | ITEM | |
| 03986 | LIGHT BROWN | 2500 | 12 | ITEM | |
| 03993 | SILVER | 3000 | 12 | ITEM | |
| 03987 | LIGHT BROWN | 3000 | 12 | ITEM | |
| 03994 | SILVER | 4000 | 12 | ITEM | |
| 03988 | LIGHT BROWN | 4000 | 12 | ITEM | |
| 03995 | SILVER | 6000 | 12 | ITEM | |
| 03989 | LIGHT BROWN | 6000 | 12 | ITEM | |



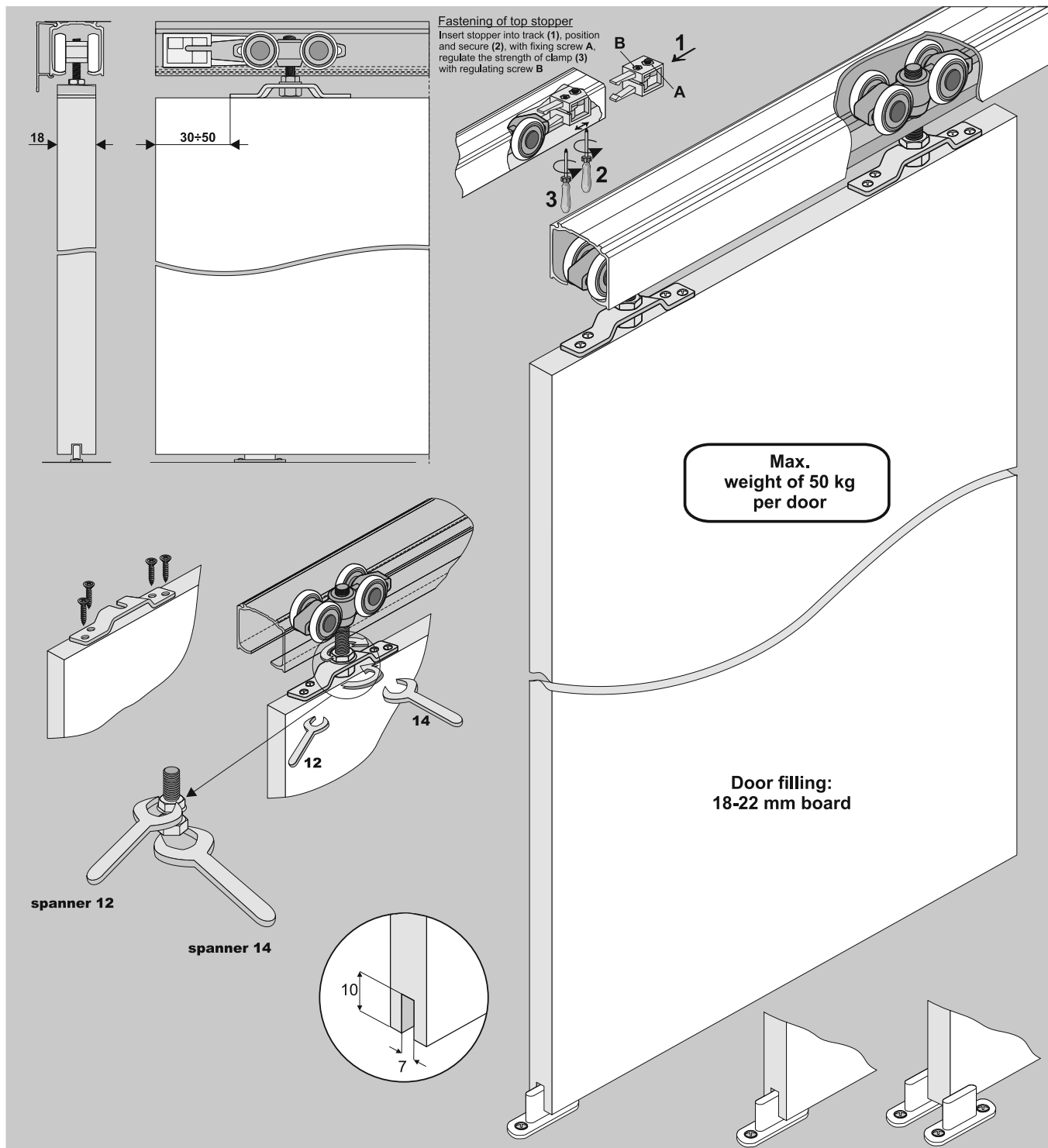
Set for pathway doors **ZPI-18 Inter/Galaxy**



| CODE | COLLECTIVE PACKAGING | PRICED PER | NET PRICE |
|-------|----------------------|------------|-----------|
| 10165 | 20 | ITEM | |

i Set components

| NAME | SET QUANTITY |
|--------------------------------------|--------------|
| carriage for pathway doors SIMPLE 18 | 2 pcs |
| stopper | 2 pcs |
| plastic guide | 1 pc. |
| fixing screw M6 x 25 | 2 pcs |
| regulating screw M5 x 12 | 2 pcs |
| screw ø4 x 20 | 8 pcs |



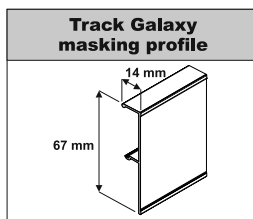
COMPONENTS



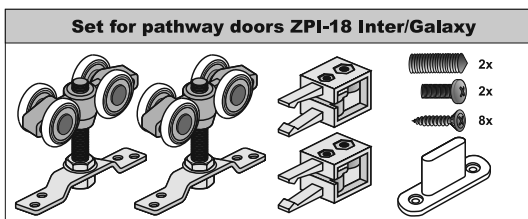
Length: 1.5 m, 2.0 m, 2.5 m, 3.0 m, 4.0 m, 6.0 m



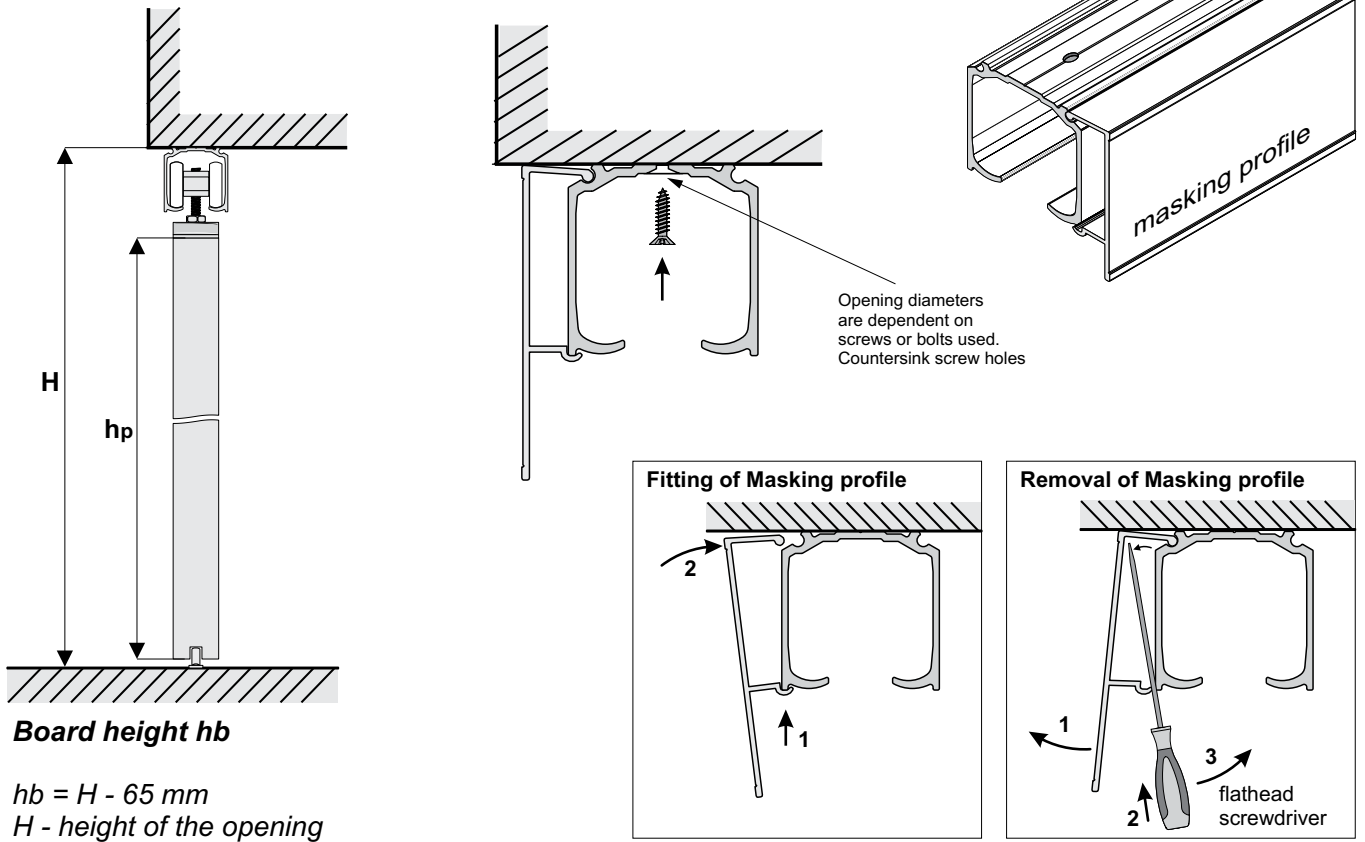
Length: 1.5 m, 2.0 m, 2.5 m, 3.0 m, 4.0 m, 6.0 m



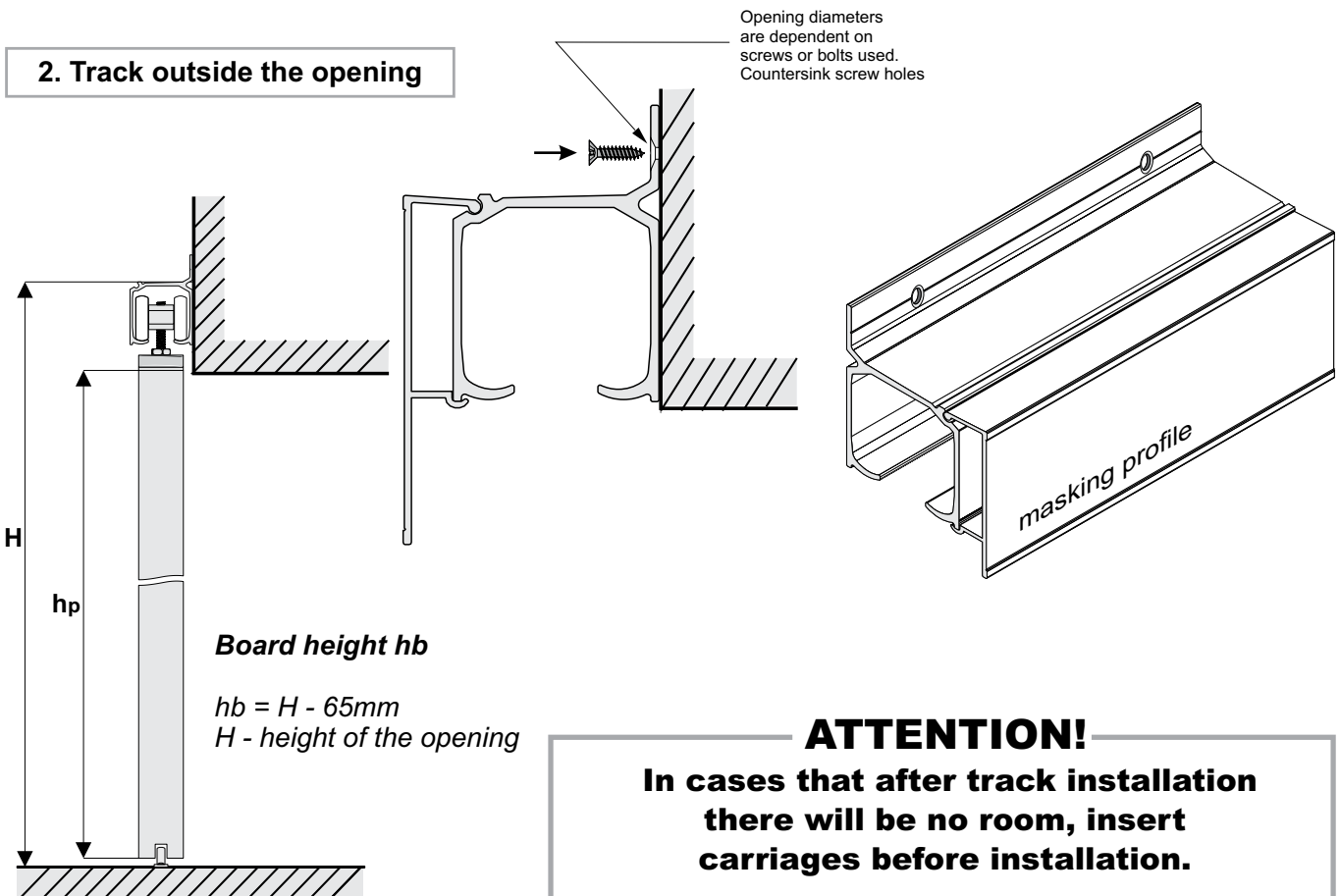
Length: 1.5 m, 2.0 m, 2.5 m, 3.0 m, 4.0 m, 6.0 m



1. Track within the opening



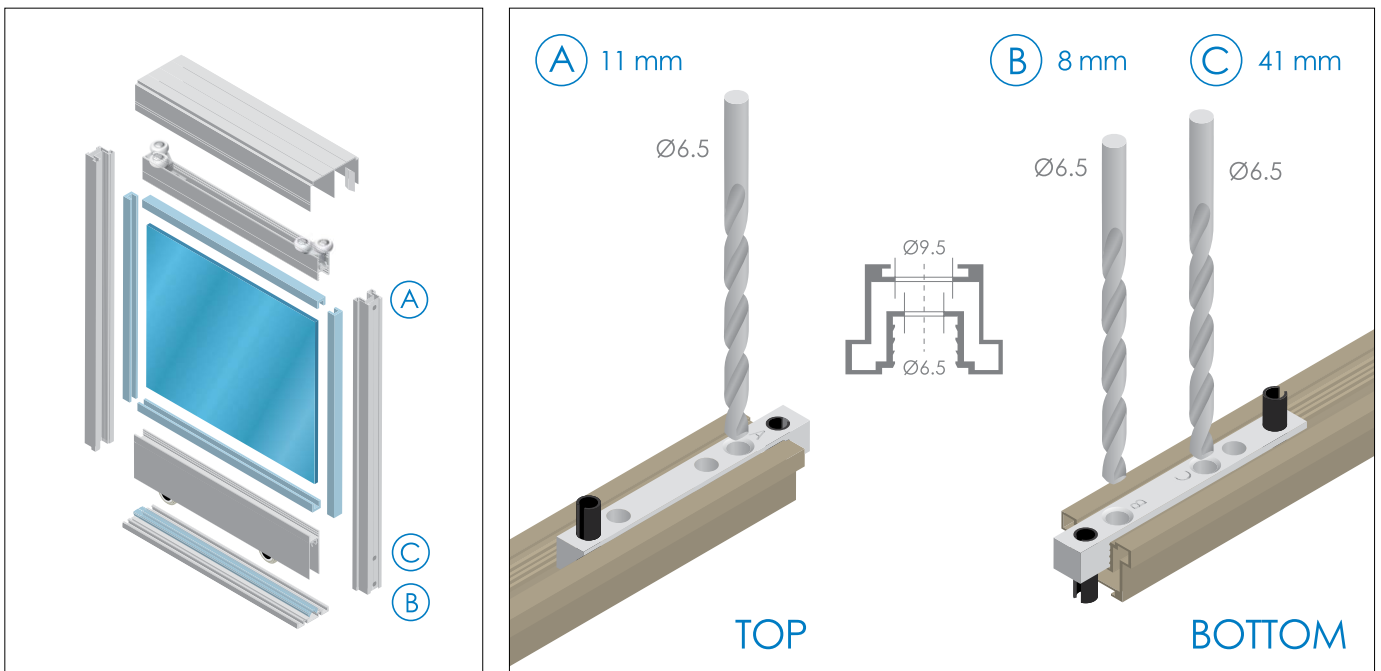
2. Track outside the opening



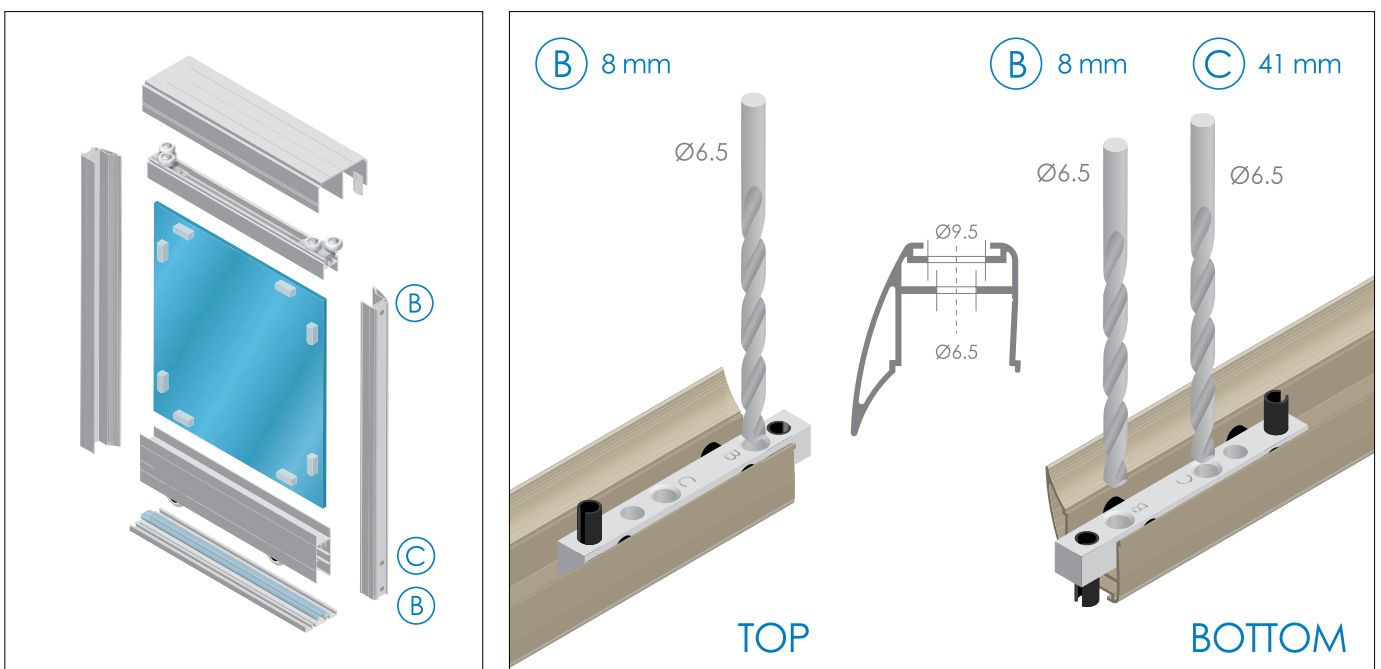
| CODE | APPLICATION |
|-------|--|
| 20238 | Thanks to the usage of threaded spacers, the drill jig can be used to drill assembly holes in vertical profiles for systems SIMPLE 10 Frame as well as SIMPLE 18 Frame |


Drill jig application method

simple 10 Frame



simple 18 Frame





| CODE | APPLICATION |
|-------|---|
| 40265 | template for outlining the position of routed pocket for bottom carriage simple 18v board in system simple 18 board |



| CODE | APPLICATION |
|--------|--|
| 222803 | for regulation of bottom carriage simple 18v board in system simple 18 board |

